

Huawei CloudEngine S6730-H Series 25GE Switches Datasheet

Huawei CloudEngine S6730-H series 25GE switches are next-generation enterprise-class core and aggregation switches that provide 25GE downlink optical ports and 100GE uplink optical ports.

Introduction

Huawei CloudEngine S6730-H series switches are next-generation enterprise-class core and aggregation switches that offer high performance, high reliability, cloud management, and intelligent operations and maintenance (O&M). They build on an industry-leading Versatile Routing Platform (VRP) and are purpose-built with security, IoT, and cloud in mind. With these traits, CloudEngine S6730-H can be widely used in enterprise campuses, colleges/universities, data centers, and other scenarios.

CloudEngine S6730-H switches offer 10GE, 25GE, 40GE, and 100GE port types, flexibly adapting to diversified network bandwidth requirements. They also support cloud management and implement cloud-managed network services throughout the full lifecycle from planning, deployment, monitoring, experience visibility, and fault rectification, all the way to network optimization, greatly simplifying network management.

By integrating the native wireless access controller (WAC) capability, a single CloudEngine S6730-H switch can manage a vast number of wireless access points (APs). The results are simplified network architecture, fewer required devices, and lowered networking costs. Free mobility, another key differentiator of CloudEngine S6730-H, enables consistent user experience no matter the user location or IP address, fully meeting enterprises' demands for mobile offices.


CloudEngine S6730-H switches support VXLAN to implement network virtualization, achieving multi-purpose networks and multi-network convergence for greatly improved network capacity and utilization. As such, CloudEngine S6730-H switches are an ideal choice for building next-generation IoT converged networks in terms of cost, flexibility, and scalability.


The full series of CloudEngine S6730-H switches have built-in security probes to enable abnormal traffic detection, analysis of threats even in encrypted traffic, and network-wide threat deception. With such robust security features, CloudEngine S6730-H switches transform traditional passive security defense into proactive security protection, fully ensuring campus network security.

Product Overview

Models and Appearances

The following models are available in the CloudEngine S6730-H series.


Appearance	Description
 <p>CloudEngine S6730-H28Y4C</p>	<ul style="list-style-type: none"> • 28 x 25 Gig SFP28, 4 x 100 Gig QSFP28 • Dual pluggable power modules, 1+1 power backup • Forwarding performance: 490 Mpps • Switching capacity: 2.2Tbps/2.4Tbps


Appearance	Description
 CloudEngine S6730-H24X4Y4C	<ul style="list-style-type: none"> 24 x 10 Gig SFP+, 4 x 25 Gig SFP28, 4 x 100 Gig QSFP28 Dual pluggable power modules, 1+1 power backup Forwarding performance: 490 Mpps Switching capacity: 1.48Tbps/2.4Tbps <p><i>Note: All ports support 10GE by default. You can purchase right-to-use (RTU) licenses to upgrade the port rate from 10GE to 25GE</i></p>

Note: The value before the slash (/) refers to the device's switching capability, while the value after the slash (/) means the system's switching capability.

Power Supply

The following table lists the power supplies on the CloudEngine S6730-H series.

Power Module	Technical Specifications	Applied Switch Model
 PAC300S12-CL	<ul style="list-style-type: none"> Dimensions (H x W x D): 40.2 mm x 47.2 mm x 202.6 mm Weight: 0.5 kg Rated input voltage range: <ul style="list-style-type: none"> 100 V AC to 240 V AC, 50/60 Hz 240 V DC Maximum input voltage range: <ul style="list-style-type: none"> 90 V AC to 290 V AC, 45 Hz to 65 Hz 190 V DC to 290 V DC Maximum input current: <ul style="list-style-type: none"> 100 V AC to 240 V AC: 4 A 240 V DC: 2 A Maximum output current: 25 A Rated output voltage: 12 V Maximum output power: 300 W Hot swap: Supported 	CloudEngine S6730-H28Y4C
 PDC260S12-DL	<ul style="list-style-type: none"> Dimensions (H x W x D): 40.2 mm x 47.2 mm x 202.6 mm Weight: 0.5 kg Rated input voltage range: -48 V DC to -60 V DC Maximum input voltage range: -38.4 V DC to -72 V DC Maximum input current: 10 A Maximum output current: 21.7 A Rated output voltage: 12 V Maximum output power: 260 W Hot swap: Supported 	CloudEngine S6730-H28Y4C
 PAC300S12-CL	<ul style="list-style-type: none"> Dimensions (H x W x D): 40.2 mm x 47.2 mm x 202.6 mm Weight: 0.5 kg Rated input voltage range: <ul style="list-style-type: none"> 100 V AC to 240 V AC, 50/60 Hz 240 V DC Maximum input voltage range: <ul style="list-style-type: none"> 90 V AC to 290 V AC, 45 Hz to 65 Hz 	CloudEngine S6730-H24X4Y4C

Power Module	Technical Specifications	Applied Switch Model
	<ul style="list-style-type: none"> – 190 V DC to 290 V DC • Maximum input current: <ul style="list-style-type: none"> – 100 V AC to 240 V AC: 4 A – 240 V DC: 2 A • Maximum output current: 25 A • Rated output voltage: 12 V • Maximum output power: 300 W • Hot swap: Supported 	
 <p>PDC260S12-DL</p>	<ul style="list-style-type: none"> • Dimensions (H x W x D): 40.2 mm x 47.2 mm x 202.6 mm • Weight: 0.5 kg • Rated input voltage range: -48 V DC to -60 V DC • Maximum input voltage range: -38.4 V DC to -72 V DC • Maximum input current: 10 A • Maximum output current: 21.7 A • Rated output voltage: 12 V • Maximum output power: 260 W • Hot swap: Supported 	CloudEngine S6730-H24X4Y4C

The S6730-H uses pluggable power modules. It can be configured with a single power module or double power modules for 1+1 power redundancy.

Product Features and Highlights

Abundant Convergence Feature

- This CloudEngine S6730-H provides the integrated WLAN AC function that can manage 1K APs, reducing the costs of purchasing additional WLAN AC hardware. The wireless forwarding performance reaches up to 668 Gbit/s, breaking the forwarding performance bottleneck of an external WLAN AC. With this switch series, customers can stay ahead in the high-speed wireless era.

NOTE

The wireless forwarding performance is calculated based on 1024-byte packets.

- The S6730-H supports SVF and functions as a parent switch. With this virtualization technology, a physical network with the "Small-sized core/aggregation switches + Access switches + APs" structure can be virtualized into a "super switch", greatly simplifying network management.
- The S6730-H provides excellent QoS capabilities and supports queue scheduling and congestion control algorithms. Additionally, it adopts innovative priority queuing and multi-level scheduling mechanisms to implement fine-grained scheduling of data flows, meeting service quality requirements of different user terminals and services.

Providing Fine Granular Network Management

- The S6730-H uses the Packet Conservation Algorithm for Internet (iPCA) technology that changes the traditional method of using simulated traffic for fault location. iPCA technology can monitor network quality for any service flow anywhere, anytime, without extra costs. It can detect temporary service interruptions in a very short time and can identify faulty ports accurately. This cutting-edge fault detection technology turns "extensive management" to "fine granular management."
- The S6730-H supports Two-Way Active Measurement Protocol (TWAMP) to accurately check any IP link and obtain the entire network's IP performance. This protocol eliminates the need of using a dedicated probe or a proprietary protocol.

Flexible Ethernet Networking

- In addition to traditional Spanning Tree Protocol (STP), Rapid Spanning Tree Protocol (RSTP), and Multiple Spanning Tree Protocol (MSTP), the S6730-H supports Huawei-developed Smart Ethernet Protection (SEP) technology and the latest Ethernet Ring Protection

Switching (ERPS) standard. SEP is a ring protection protocol specific to the Ethernet link layer, and applies to various ring network topologies, such as open ring topology, closed ring topology, and cascading ring topology. This protocol is reliable, easy to maintain, and implements fast service switching within 50 ms. ERPS is defined in ITU-T G.8032. It implements millisecond-level protection switching based on traditional Ethernet MAC and bridging functions.

- The S6730-H supports Smart Link and Virtual Router Redundancy Protocol (VRRP), which implement backup of uplinks. One S6730-H switch can connect to multiple aggregation switches through multiple links, significantly improving reliability of access devices.

Intelligent Stack (iStack)

- The S6730-H supports the iStack function that combines multiple switches into a logical switch. Member switches in a stack implement redundancy backup to improve device reliability and use inter-device link aggregation to improve link reliability. iStack provides high network scalability. You can increase a stack's ports, bandwidth, and processing capability by simply adding member switches. iStack also simplifies device configuration and management. After a stack is set up, multiple physical switches can be virtualized into one logical device. You can log in to any member switch in the stack to manage all the member switches in it.

Cloud-based Management

- The Huawei cloud management platform allows users to configure, monitor, and inspect switches on the cloud, reducing on-site deployment and O&M manpower costs and decreasing network OPEX. Huawei switches support both cloud management and on-premise management modes. These two management modes can be flexibly switched as required to achieve smooth evolution while maximizing return on investment (ROI).

VXLAN Features

- VXLAN is used to construct a Unified Virtual Fabric (UVF). As such, multiple service networks or tenant networks can be deployed on the same physical network, and service and tenant networks are isolated from each other. This capability truly achieves 'one network for multiple purposes'. The resulting benefits include enabling data transmission of different services or customers, reducing the network construction costs, and improving network resource utilization.
- This series switches are VXLAN-capable and allow centralized and distributed VXLAN gateway deployment modes. These switches also support the BGP EVPN protocol for dynamically establishing VXLAN tunnels and can be configured using NETCONF/YANG.

Link Layer Security

- This series switches support MACsec. MACsec protects transmitted Ethernet data frames through identity authentication, data encryption, integrity check, and anti-replay protection, reducing the risks of information leakage and malicious network attacks. With MACsec, these switch models are able to address strict information security requirements of customers in industries such as government and finance.

High-Performance VRP Software System

- Huawei S series switches build on a unified Versatile Routing Platform (VRP) software system, meeting the growing network scale and the evolving Internet technologies and guaranteeing network services and network quality.
- VRP is a network operating system developed by Huawei with independent intellectual property rights. It can run on multiple hardware platforms and provide unified network, user, and management views. VRP provides flexible application solutions for users. In addition, VRP is a future-proof platform that maximally protects customer investments.
- The VRP platform is focused on IP services and uses a component-based architecture to provide more than 300 features. Besides, VRP stands out for its application-based tailorable and scalable capabilities.

Open Programmability System(OPS)

- Open Programmability System (OPS) is an open programmable system based on the Python language. IT administrators can program the O&M functions of a switch through Python scripts to quickly innovate functions and implement intelligent O&M.

Big Data-Powered Collaborative Security

- This series of switches supports encrypted communication analytics (ECA), a traffic identification and detection technology. ECA can precisely detect malicious traffic by efficiently identifying encrypted and non-encrypted traffic, extracting the characteristics of encrypted traffic, and sending these characteristics to HiSec Insight (a big data-powered security analysis system). Furthering to this, ECA-capable switches can work with the controller iMaster NCE-Campus to automatically isolate threats, thereby ensuring campus network security.
- This series of switches also supports network deception technology. Specifically, switches functioning as sensors can detect threats (such as IP address scanning and port scanning on the network) and lure threat traffic to the honeypot for simulated interaction with

attackers. In this way, it is easy to obtain attack behaviors, extract attack tools, and analyze suspicious traffic in depth to create defense policies. Switches then work with iMaster NCE-Campus to automatically isolate threats and block the spread of attack behaviors, ensuring campus network security.

Intelligent O&M

- This series switches provides telemetry technology to collect device data in real time and send the data to Huawei campus network analyzer(iMaster NCE-CampusInsight). The CampusInsight analyzes network data based on the intelligent fault identification algorithm, accurately displays the real-time network status, effectively demarcates and locates faults in a timely manner, and identifies network problems that affect user experience, accurately guaranteeing user experience.
- This series switches supports a variety of intelligent O&M features for audio and video services, including the enhanced Media Delivery Index (eMDI). With this eMDI function, the switch can function as a monitored node to periodically conduct statistics and report audio and video service indicators to the CampusInsight platform. In this way, the CampusInsight platform can quickly demarcate audio and video service quality faults based on the results of multiple monitored nodes.

Intelligent Upgrade

- Switches support the intelligent upgrade feature. Specifically, switches obtain the version upgrade path and download the newest version for upgrade from the Huawei Online Upgrade Platform (HOUP). The entire upgrade process is highly automated and achieves one-click upgrade. In addition, preloading the version is supported, which greatly shortens the upgrade time and service interruption time.
- The intelligent upgrade feature greatly simplifies device upgrade operations and makes it possible for the customer to upgrade the version independently. This greatly reduces the customer's maintenance costs. In addition, the upgrade policies on the HOUP platform standardize the upgrade operations, which greatly reduces the risk of upgrade failures.

Product Specifications

The following table describes the functions and features available on the CloudEngine S6730-H series.

Functions and Features

Function and Feature		Description	CloudEngine S6730-H28Y4C	CloudEngine S6730-H24X4Y4C
Ethernet features	Ethernet basics	Rate auto-negotiation on an interface	Yes	Yes
		Flow control on an interface	Yes	Yes
		Jumbo frames	Yes	Yes
		Link aggregation	Yes	Yes
		Load balancing among links of a trunk	Yes	Yes
		Transparent transmission of Layer 2 protocol packets	Yes	Yes
		Device Link Detection Protocol (DLDP)	Yes	Yes
		Link Layer Discovery Protocol (LLDP)	Yes	Yes
		Link Layer Discovery Protocol-Media Endpoint Discovery (LLDP-MED)	Yes	Yes
		Interface isolation	Yes	Yes
		Broadcast traffic suppression on an interface	Yes	Yes
		Multicast traffic suppression on an interface	Yes	Yes
		Unknown unicast traffic suppression on an interface	Yes	Yes
		VLAN broadcast traffic suppression	Yes	Yes
		VLAN multicast traffic suppression	Yes	Yes

Function and Feature		Description	CloudEngine S6730-H28Y4C	CloudEngine S6730-H24X4Y4C
		VLAN unknown unicast traffic suppression	Yes	Yes
	VLAN	VLAN specification	4094	4094
		VLANIF interface specification	4094	4094
		Access mode	Yes	Yes
		Trunk mode	Yes	Yes
		Hybrid mode	Yes	Yes
		QinQ mode	Yes	Yes
		Default VLAN	Yes	Yes
		VLAN assignment based on interfaces	Yes	Yes
		VLAN assignment based on protocols	Yes	Yes
		VLAN assignment based on IP subnets	Yes	Yes
		VLAN assignment based on MAC addresses	Yes	Yes
		VLAN assignment based on MAC address + IP address	Yes	Yes
		VLAN assignment based on MAC address + IP address + interface number	Yes	Yes
		Adding double VLAN tags to packets based on interfaces	Yes	Yes
		Super-VLAN	Yes	Yes
		Super-VLAN specification	256	256
		Sub-VLAN	Yes	Yes
		Sub-VLAN specification	1K	1024
		VLAN mapping	Yes	Yes
		Selective QinQ	Yes	Yes
		MUX VLAN	Yes	Yes
		Voice VLAN	Yes	Yes
		Guest VLAN	Yes	Yes
	GVRP	GARP	Yes	Yes
		GVRP	Yes	Yes
	VCMP	VCMP	Yes	Yes
	MAC	MAC address	384K max	384K max
		Automatic learning of MAC addresses	Yes	Yes
		Automatic aging of MAC addresses	Yes	Yes
		Static, dynamic, and blackhole MAC address entries	Yes	Yes
		Interface-based MAC address learning limiting	Yes	Yes

Function and Feature		Description	CloudEngine S6730-H28Y4C	CloudEngine S6730-H24X4Y4C
		Sticky MAC	Yes	Yes
		MAC address flapping detection	Yes	Yes
		Configuring MAC address learning priorities for interfaces	Yes	Yes
		Port bridge	Yes	Yes
	ARP	Static ARP	Yes	Yes
		Dynamic ARP	Yes	Yes
		ARP entry	140K max (share)	140K max (share)
		ARP aging detection	Yes	Yes
		Intra-VLAN proxy ARP	Yes	Yes
		Inter-VLAN proxy ARP	Yes	Yes
		Routed proxy ARP	Yes	Yes
		Multi-egress-interface ARP	Yes	Yes
Ethernet loop protection	MSTP	STP	Yes	Yes
		RSTP	Yes	Yes
		MSTP	Yes	Yes
		VBST	Yes	Yes
		BPDU protection	Yes	Yes
		Root protection	Yes	Yes
		Loop protection	Yes	Yes
		Defense against TC BPDU attacks	Yes	Yes
	Loopback detection	Loop detection on an interface	Yes	Yes
	SEP	SEP	Yes	Yes
	Smart Link	Smart Link	Yes	Yes
		Smart Link multi-instance	Yes	Yes
		Monitor Link	Yes	Yes
	RRPP	RRPP	Yes	Yes
		Single RRPP ring	Yes	Yes
		Tangent RRPP ring	Yes	Yes
		Intersecting RRPP ring	Yes	Yes
		Hybrid networking of RRPP rings and other ring networks	Yes	Yes
	ERPS	G.8032 v1	Yes	Yes
		G.8032 v2	Yes	Yes

Function and Feature		Description	CloudEngine S6730-H28Y4C	CloudEngine S6730-H24X4Y4C
IPv4/IPv6 forwarding		ERPS semi-ring topology	Yes	Yes
		ERPS closed-ring topology	Yes	Yes
	IPv4 and unicast routing	IPv4 static routing	Yes	Yes
		VRF	Yes	Yes
		DHCP client	Yes	Yes
		DHCP snooping	Yes	Yes
		DHCP server	Yes	Yes
		DHCP relay	Yes	Yes
		DHCP policy VLAN	Yes	Yes
		URPF check	Yes	Yes
		Routing policies	Yes	Yes
		IPv4 routes	256K max (share)	256K max (share)
		RIPv1	Yes	Yes
		RIPv2	Yes	Yes
		OSPF	Yes	Yes
		BGP	Yes	Yes
		MBGP	Yes	Yes
		IS-IS	Yes	Yes
		Policy-based routing (PBR)	Yes	Yes
	Multicast routing features	IGMPv1/v2/v3	Yes	Yes
		PIM-DM	Yes	Yes
		PIM-SM	Yes	Yes
		MSDP	Yes	Yes
		IPv4 multicast routes	64K-1 max (share)	64K-1 max (share)
		IPv6 multicast routes	4K	4K
		Multicast routing policies	Yes	Yes
		RPF	Yes	Yes
	IPv6 features	IPv6 protocol stack	Yes	Yes
		ND	Yes	Yes
		ND entry	80K max (share)	80K max (share)
		ND snooping	Yes	Yes
		VRF	Yes	Yes
		DHCPv6 snooping	Yes	Yes
		RIPng	Yes	Yes

Function and Feature		Description	CloudEngine S6730-H28Y4C	CloudEngine S6730-H24X4Y4C
		DHCPv6 server	Yes	Yes
		DHCPv6 relay	Yes	Yes
		OSPFv3	Yes	Yes
		BGP4+	Yes	Yes
		IS-IS for IPv6	Yes	Yes
		IPv6 routes	80K max (share)	80K max (share)
		VRRP6	Yes	Yes
		MLDv1/v2	Yes	Yes
		PIM-DM for IPv6	Yes	Yes
		PIM-SM for IPv6	Yes	Yes
	IPv6 transition technology	IPv6 manual tunneling	Yes	Yes
Layer 2 multicast features	-	IGMPv1/v2/v3 snooping	Yes	Yes
		IGMP snooping proxy	Yes	Yes
		MLD snooping	Yes	Yes
		Multicast traffic suppression	Yes	Yes
		Inter-VLAN multicast replication	Yes	Yes
MPLS & VPN	MPLS basic functions	LDP protocol	Yes	Yes
		Double MPLS labels	Yes	Yes
		Mapping from 802.1p priorities to EXP priorities in MPLS packets	Yes	Yes
		Mapping from DSCP priorities to EXP priorities in MPLS packets	Yes	Yes
		LSP specification	16K max	16K max
	MPLS TE	MPLS-TE tunnel establishment	Yes	Yes
		MPLS-TE tunnel specification	512	512
		MPLS-TE protection group	Yes	Yes
	VPN	MCE	Yes	Yes
		GRE tunneling	Yes	Yes
		GRE tunnel specification	512	512
		VLL	Yes	Yes
		PWE3	Yes	Yes
		VPLS	Yes	Yes
		MPLS L3VPN	Yes	Yes
Device	BFD	Single-hop BFD	Yes	Yes

Function and Feature		Description	CloudEngine S6730-H28Y4C	CloudEngine S6730-H24X4Y4C
reliability		BFD for static routes	Yes	Yes
		BFD for OSPF	Yes	Yes
		BFD for IS-IS	Yes	Yes
		BFD for BGP	Yes	Yes
		BFD for PIM	Yes	Yes
		BFD for VRRP	Yes	Yes
	Stacking	Service interface-based stacking	Yes	Yes
		Maximum number of stacked devices	9	9
		Stack bandwidth (Bidirectional)	Up to 1.2 Tbit/s	Up to 1 Tbit/s
	VRRP	VRRP standard protocol	Yes	Yes
	Boot	Dual-Boot backup	Yes	Yes
Ethernet OAM	EFM (802.3ah)	Automatic discovery of links	Yes	Yes
		Link fault detection	Yes	Yes
		Link troubleshooting	Yes	Yes
		Remote loopback	Yes	Yes
	CFM (802.1ag)	Software-level CCM	Yes	Yes
		802.1ag MAC ping	Yes	Yes
		802.1ag MAC trace	Yes	Yes
	OAM association	Association between 802.1ag and 802.3ah	Yes	Yes
	Y.1731	Unidirectional delay and jitter measurement	Yes	Yes
		Bidirectional delay and jitter measurement	Yes	Yes
QoS features	Traffic classification	Traffic classification based on ACLs	Yes	Yes
		Configuring traffic classification priorities	Yes	Yes
		Matching the simple domains of packets	Yes	Yes
		Traffic classification based on Layer 2 headers, Layer 3 protocols, Layer 4 protocols, and 802.1p priority	Yes	Yes
	Traffic behavior	Traffic filtering	Yes	Yes
		Traffic policing (CAR)	Yes	Yes
		Modifying the packet priorities	Yes	Yes
		Modifying the simple domains of packets	Yes	Yes
		Modifying the packet VLANs	Yes	Yes
	Traffic shaping	Traffic shaping on an egress interface	Yes	Yes
		Traffic shaping on queues on an interface	Yes	Yes

Function and Feature		Description	CloudEngine S6730-H28Y4C	CloudEngine S6730-H24X4Y4C
	Congestion avoidance	Weighted Random Early Detection (WRED) on queues	Yes	Yes
		Tail drop	Yes	Yes
	Congestion management	Priority Queuing (PQ)	Yes	Yes
		Weighted Deficit Round Robin (WDRR)	Yes	Yes
		PQ+WDRR	Yes	Yes
ACL	Packet filtering at Layer 2 to Layer 4	Number of rules per IPv4 ACL	6K (Shared with IPv6)	6K (Shared with IPv6)
		Number of rules per IPv6 ACL	6K (Shared with IPv4)	6K (Shared with IPv4)
		Basic IPv4 ACL	Yes	Yes
		Advanced IPv4 ACL	Yes	Yes
		Basic IPv6 ACL	Yes	Yes
		Advanced IPv6 ACL	Yes	Yes
		Layer 2 ACL	Yes	Yes
		User group ACL	Yes	Yes
		User-defined ACL	Yes	Yes
Configuration and maintenance	Login and configuration management	Command line interface (CLI)-based configuration	Yes	Yes
		Console terminal service	Yes	Yes
		Telnet terminal service	Yes	Yes
		SSH v1.5	Yes	Yes
		SSH v2.0	Yes	Yes
		SNMP-based NMS for unified configuration	Yes	Yes
		Web page-based configuration and management	Yes	Yes
		EasyDeploy (client)	Yes	Yes
		EasyDeploy (commander)	Yes	Yes
		SVF	Yes	Yes
		Cloud management	Yes	Yes
		OPS	Yes	Yes
	File system	Directory and file management	Yes	Yes
		File upload and download	Yes	Yes
	Monitoring and maintenance	Deception	Yes	Yes
		ECA	Yes	Yes
		eMDI	Yes	Yes
		Hardware monitoring	Yes	Yes
		Log information output	Yes	Yes

Function and Feature		Description	CloudEngine S6730-H28Y4C	CloudEngine S6730-H24X4Y4C
		Alarm information output	Yes	Yes
		Debugging information output	Yes	Yes
		Port mirroring	Yes	Yes
		Flow mirroring	Yes	Yes
		Remote mirroring	Yes	Yes
		Energy saving	Yes	Yes
	Version upgrade	Version upgrade	Yes	Yes
		Version rollback	Yes	Yes
Security	ARP security	ARP packet rate limiting	Yes	Yes
		ARP anti-spoofing	Yes	Yes
		Association between ARP and STP	Yes	Yes
		ARP gateway anti-collision	Yes	Yes
		Dynamic ARP Inspection (DAI)	Yes	Yes
		Static ARP Inspection (SAI)	Yes	Yes
		Egress ARP Inspection (EAI)	Yes	Yes
	IP security	ICMP attack defense	Yes	Yes
		IPSG for IPv4	Yes	Yes
		IPSG user capacity	3K	3K
		IPSG for IPv6	Yes	Yes
		IPSGv6 user capacity	1.5K	1.5K
	Local attack defense	CPU attack defense	Yes	Yes
	MFF	MFF	Yes	Yes
	DHCP snooping	DHCP snooping	Yes	Yes
		Option 82 function	Yes	Yes
		Dynamic rate limiting for DHCP packets	Yes	Yes
	Attack defense	Defense against malformed packet attacks	Yes	Yes
		Defense against UDP flood attacks	Yes	Yes
		Defense against TCP SYN flood attacks	Yes	Yes
		Defense against ICMP flood attacks	Yes	Yes
		Defense against packet fragment attacks	Yes	Yes
		Local URPF	Yes	Yes
	Link Layer Security	MACsec	Yes	Yes
	-	Secure boot	Yes	Yes

Function and Feature		Description	CloudEngine S6730-H28Y4C	CloudEngine S6730-H24X4Y4C
User access and authentication	AAA	Local authentication	Yes	Yes
		Local authorization	Yes	Yes
		RADIUS authentication	Yes	Yes
		RADIUS authorization	Yes	Yes
		RADIUS accounting	Yes	Yes
		HWTACACS authentication	Yes	Yes
		HWTACACS authorization	Yes	Yes
		HWTACACS accounting	Yes	Yes
	NAC	802.1X authentication	Yes	Yes
		MAC address authentication	Yes	Yes
		Portal authentication	Yes	Yes
		Hybrid authentication	Yes	Yes
	Policy association	Functioning as the control device	Yes	Yes
Network management	-	Ping	Yes	Yes
		Tracert	Yes	Yes
		NQA	Yes	Yes
		NTP	Yes	Yes
		iPCA	Yes	Yes
		NetStream	Yes	Yes
		SNMP v1	Yes	Yes
		SNMP v2	Yes	Yes
		SNMP v3	Yes	Yes
		HTTP	Yes	Yes
		HTTPS	Yes	Yes
		RMON	Yes	Yes
		RMON2	Yes	Yes
		NETCONF/YANG	Yes	Yes
WLAN	-	AP management	Yes	Yes
		Number of managed APs	1K	1K
		Radio management	Yes	Yes
		WLAN service management	Yes	Yes
		WLAN QoS	Yes	Yes
		WLAN security	Yes	Yes

Function and Feature		Description	CloudEngine S6730-H28Y4C	CloudEngine S6730-H24X4Y4C
		WLAN user management	Yes	Yes
VXLAN	-	VXLAN Layer 2 gateway	Yes	Yes
		VXLAN Layer 3 gateway	Yes	Yes
		Centralized gateway	Yes	Yes
		Distributed gateway	Yes	Yes
		BGP-EVPN	Yes	Yes
		BGP-EVPN neighbor capacity	256	256
Interoperability	-	VLAN-based Spanning Tree (VBST)	Yes	Yes
		Link-type Negotiation Protocol (LNP)	Yes	Yes
		VLAN Central Management Protocol (VCMP)	Yes	Yes

NOTE

This content is applicable only to regions outside mainland China. Huawei reserves the right to interpret this content.

Hardware Specifications

The following table lists hardware specifications of the CloudEngine S6730-H series.

Item		CloudEngine S6730-H28Y4C	CloudEngine S6730-H24X4Y4C
Physical specifications	Chassis dimensions (H x W x D, mm)	43.6 mm x 442.0 mm x 220.0 mm (1.72 in. x 17.4 in. x 8.66 in.)	43.6 mm x 442.0 mm x 220.0 mm (1.72 in. x 17.4 in. x 8.66 in.)
	Chassis height	1U	1U
	Chassis weight (full configuration weight, including weight of packaging materials)	4.65 kg	4.65 kg (10.25 lb)
Fixed port	10GE port	28 (10GE and 25GE auto-sensing.)	24
	25GE port	28	4
	40GE port	4 (40GE and 100GE auto-sensing.)	4 (40GE and 100GE auto-sensing.)
	100GE port	4	4
Management port	ETH management port	Supported	Supported
	Console port (RJ45)	Supported	Supported
	USB port	USB 2.0	USB 2.0
CPU	Frequency	1.4 GHz	1.4 GHz
	Cores	4	4
Memory	Memory (RAM)	4GB	4GB
	Flash	Hardware: 2 GB	Hardware: 2 GB
Power supply system	Power supply type	<ul style="list-style-type: none"> 300 W AC Power Module 260 W DC Power Module 	<ul style="list-style-type: none"> 300 W AC (pluggable) 260 W DC (pluggable)

Item		CloudEngine S6730-H28Y4C	CloudEngine S6730-H24X4Y4C
		NOTE The S6730-H can use a single power module or double power modules for 1+1 power redundancy. Pluggable AC and DC power modules can be used together in the same switch.	NOTE The S6730-H can use a single power module or double power modules for 1+1 power redundancy. Pluggable AC and DC power modules can be used together in the same switch.
	Rated voltage range	<ul style="list-style-type: none"> AC input: 100 V AC to 240 V AC, 50/60 Hz High-Voltage DC input: 240 V DC DC input: -48 V DC to -60 V DC 	<ul style="list-style-type: none"> AC input: 100 V AC to 240 V AC, 50/60 Hz High-Voltage DC input: 240 V DC DC input: -48 V DC to -60 V DC
	Maximum voltage range	<ul style="list-style-type: none"> AC input: 90 V AC to 290 V AC, 45 Hz to 65 Hz High-Voltage DC input: 190 V DC to 290 V DC DC input: -38.4 V DC to -72 V DC 	<ul style="list-style-type: none"> AC input: 90 V AC to 290 V AC, 45 Hz to 65 Hz High-Voltage DC input: 190 V DC to 290 V DC DC input: -38.4 V DC to -72 V DC
	Maximum input current	<ul style="list-style-type: none"> AC 300W: 4A DC 260W: 10A 	<ul style="list-style-type: none"> AC 300W: 4A DC 260W: 10A
	Typical power consumption (30% of traffic load, tested according to ATIS standard)	186W	186 W
	Maximum power consumption (100% throughput, full speed of fans)	253W	253 W
Heat dissipation system	Heat dissipation mode	Air-cooled heat dissipation and intelligent fan speed adjustment	Air-cooled heat dissipation and intelligent fan speed adjustment
	Number of fan modules	3, Built-in fan	3, Built-in fan
	Airflow	Air flows in from the left and exhausts from the right	Air flows in from the left and exhausts from the right
Environment parameters	Long-term operating temperature	-5°C to +45°C (23°F to 113°F) at an altitude of 0-1800 m (0-5906 ft.) NOTE When the altitude is 1800-5000 m (5906-16404 ft.), the highest operating temperature reduces by 1°C (1.8°F) every time the altitude increases by 220 m (722 ft.). The switch cannot be started when the ambient temperature is lower than 0°C (32°F).	<ul style="list-style-type: none"> 0-1800 m: -5°C to 45°C 1800-5000 m: The operating temperature decreases 1°C for every 220 m increase in altitude. NOTE When the altitude is 1800-5000 m (5906-16404 ft.), the highest operating temperature reduces by 1°C (1.8°F) every time the altitude increases by 220 m (722 ft.). The switch cannot be started when the ambient temperature is lower than 0°C (32°F).

Item		CloudEngine S6730-H28Y4C	CloudEngine S6730-H24X4Y4C
	Storage temperature	-40°C to +70°C	-40°C to +70°C
	Relative humidity	5% to 95%, noncondensing	5% to 95%, noncondensing
	Operating altitude	0-5000 m	0-5000 m
	Noise under normal temperature (sound power)	< 64.5 dB(A)	< 64.5 dB(A)
	Noise under high temperature (sound power)	< 84.5 dB(A)	< 84.5 dB(A)
	Noise under normal temperature (sound pressure)	< 51.7 dB(A)	< 51.7 dB(A)
	Surge protection specification (power port)	<ul style="list-style-type: none"> Using AC power modules: ± 6 kV in differential mode, ± 6 kV in common mode Using DC power modules: ± 2 kV in differential mode, ± 4 kV in common mode 	<ul style="list-style-type: none"> Using AC power modules: ± 6 kV in differential mode, ± 6 kV in common mode Using DC power modules: ± 2 kV in differential mode, ± 4 kV in common mode
Reliability	MTBF (year) ²	54.68	54.68
	MTTR (hour)	0.5	0.5
	Availability	> 0.99999	> 0.99999
Certification		<ul style="list-style-type: none"> EMC certification Safety certification Manufacturing certification <p>NOTE For details about certifications, see the section Safety and Regulatory Compliance.</p>	<ul style="list-style-type: none"> EMC certification Safety certification Manufacturing certification <p>NOTE For details about certifications, see the section Safety and Regulatory Compliance.</p>

NOTE

1: The power consumption under different load conditions is calculated according to the ATIS standard. Additionally.

2: The reliability parameter values are calculated based on the typical configuration of the device. The parameter values vary according to the modules configured by the customer.

Licensing

This series switches supports both the traditional feature-based licensing mode and the latest Huawei IDN One Software (N1 mode for short) licensing mode. The N1 mode is ideal for deploying Huawei CloudCampus Solution in the on-premises scenario, as it greatly enhances the customer experiences in purchasing and upgrading software services with simplicity.

Software Package Features in N1 Mode

Switch Functions	N1 Basic Software	N1 Foundation Software Package	N1 Advanced Software Package
Basic network functions: Layer 2 functions, IPv4, IPv6, MPLS, SVF, and others Note: For details, see the Service Features	√	√	√

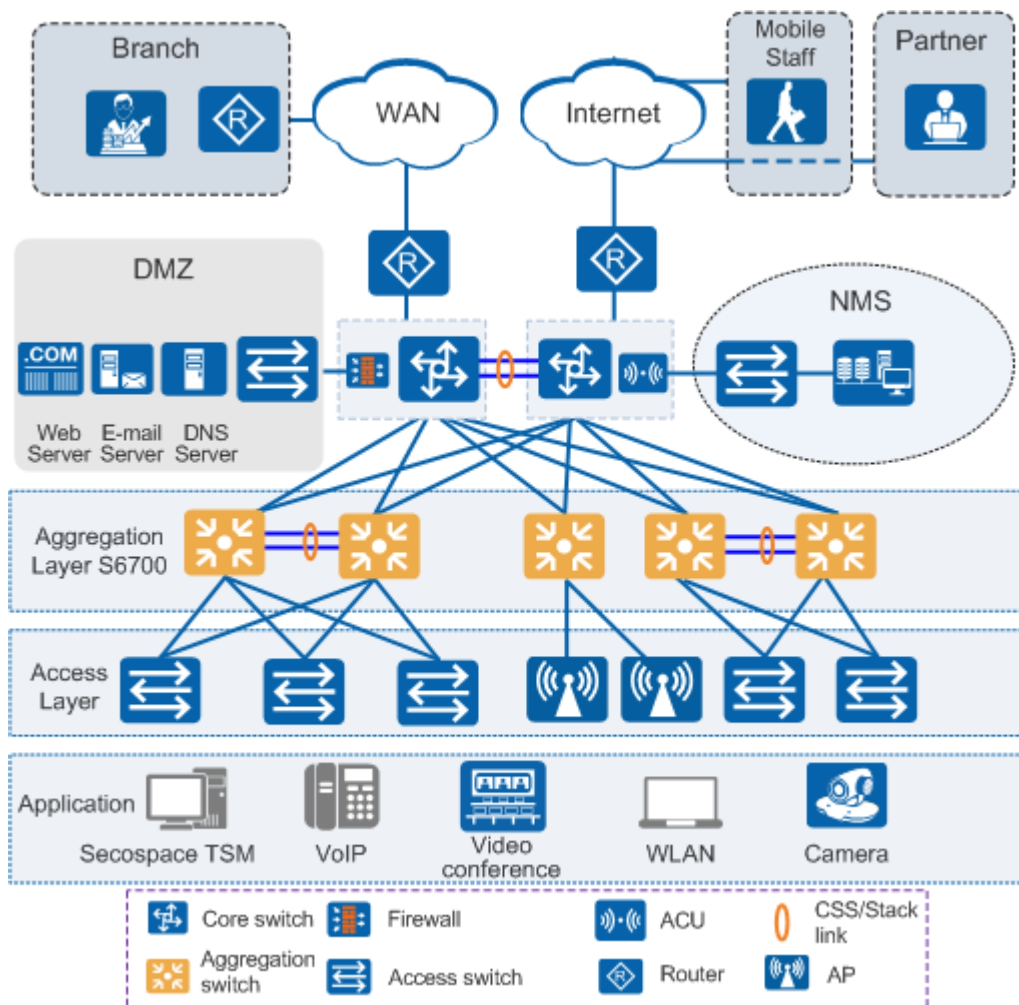
Switch Functions	N1 Basic Software	N1 Foundation Software Package	N1 Advanced Software Package
Basic network automation based on the iMaster NCE-Campus: <ul style="list-style-type: none"> Basic automation: Plug-and-play, SSID, and AP group management Basic monitoring: Application visualization NE management: Image and topology management and discovery WLAN enhancement: Roaming and optimization for up to 128 APs User access authentication 	×	√	√
Advanced network automation and intelligent O&M: VXLAN, free mobility, and CampusInsight basic functions	×	×	√

Note: Only V200R019C00 and later versions can support N1 mode

Networking and Applications

Large-scale Enterprise Campus Network

CloudEngine S6730-H series switches can be deployed at the aggregation layer of a large-scale enterprise campus network, creating a highly reliable, scalable, and manageable enterprise campus network.



Product Accessories

Optical Modules and Fibers

10GE SFP+ ports support optical modules and cables

- GE optical module
- GE-CWDM optical module
- GE-DWDM optical module
- GE copper module
- 10GE SFP+ optical module (OSXD22N00 not supported)
- 10GE-CWDM optical module
- 10GE-DWDM optical module
- 1 m, 3 m, 5 m, and 10 m SFP+ high-speed copper cables
- 3 m and 10 m SFP+ AOC cables
- 0.5 m and 1.5 m SFP+ dedicated stack cables (supported by the last 16 SFP+ ports and used only for zero-configuration stacking)

25GE SFP28 ports support optical modules and cables

- GE eSFP optical module
- GE SFP optical module
- GE-CWDM optical module
- GE-DWDM optical module
- 10GE SFP+ optical module (OSXD22N00 not supported)
- 10GE-CWDM optical module
- 10GE-DWDM optical module
- 25GE SFP28 optical module
- 1 m, 3 m, 5 m, and 10 m SFP+ high-speed cables
- 3 m and 10 m SFP+ AOC cables
- 1 m, 3 m, 5 m SFP28 high-speed cables
- 3 m, 5 m, 7 m, and 10 m SFP28 AOC cables

40GE/100GE QSFP28 ports support optical modules and cables

- QSFP+ optical module
- QSFP28 optical module
- 1 m, 3 m, and 5 m QSFP+ to QSFP+ high-speed copper cables
- 10 m QSFP+ to QSFP+ AOC cable
- 1 m QSFP28 to QSFP28 high-speed copper cable
- 10 m QSFP28 to QSFP28 AOC cable

NOTE

- A QSFP28 optical port cannot be split into four 10GE ports, regardless of whether the port uses a QSFP28 or QSFP+ optical module.

Stack Cables

The CloudEngine S6730-H Series switches support service port stacking. The applicable stack cables are as follows:

Port Supporting Stacking	Stack Cable	Rate of a Single Port
10GE ports on the front panel	<ul style="list-style-type: none">● 1 m, 3 m, and 5 m SFP+ passive high-speed cables	10 Gbit/s

Port Supporting Stacking	Stack Cable	Rate of a Single Port
	<ul style="list-style-type: none"> 10 m SFP+ active high-speed copper cables 3 m and 10 m AOC cables 10GE SFP+ optical module and optical fiber 0.5 m and 1.5 m SFP+ dedicated stack cable 	
40GE/100GE ports on the front panel	<ul style="list-style-type: none"> 1 m QSFP28 high-speed copper cables 10 m QSFP28 AOC cables QSFP28 optical module and optical fiber 	100Gbit/s

Safety and Regulatory Compliance

The following table lists the safety and regulatory compliance of the CloudEngine S6730-H.

Certification Category	Description
Safety	<ul style="list-style-type: none"> IEC 60950-1 and all country deviations EN 60950-1 UL 60950-1 CAN/CSA 22.2 No.60950-1 GB 4943
Electromagnetic Compatibility (EMC)	<ul style="list-style-type: none"> EMI FCC CFR47 Part 15 Class A EN55022 Class A CISPR 22 Class A EN61000-3-2/IEC-1000-3-2, Power line harmonics EN61000-4-3/IEC-1000-4-3, Radiated immunity EN61000-4-2/IEC-1000-4-2, ESD EN61000-4-4/IEC-1000-4-4, EFT EN61000-4-5/IEC-1000-4-5, Surge Signal Port EN61000-4-6/IEC-1000-4-6, Low frequency conducted immunity EN61000-4-11/IEC-1000-4-11, Voltage dips and sags EN61000-4-29/IEC61000-4-29, Voltage dips and sags EMC Directive 89/336/EEC EMC Directive 2004/108/EC VCCI V-3 Class A ICES-003 Class A AS/NZS CISPR 22 Class A CNS 13438 Class A GB9254 Class A

NOTE

- EMC: electromagnetic compatibility
- CISPR: International Special Committee on Radio Interference
- EN: European Standard
- ETSI: European Telecommunications Standards Institute
- CFR: Code of Federal Regulations

- FCC: Federal Communication Commission
- IEC: International Electrotechnical Commission
- AS/NZS: Australian/New Zealand Standard
- VCCI: Voluntary Control Council for Interference
- UL: Underwriters Laboratories
- CSA: Canadian Standards Association
- IEEE: Institute of Electrical and Electronics Engineers

MIB and Standards Compliance

Supported MIBs

Category	MIB
Public MIB	<ul style="list-style-type: none"> • BRIDGE-MIB • DISMAN-NSLOOKUP-MIB • DISMAN-PING-MIB • DISMAN-TRACEROUTE-MIB • ENTITY-MIB • EtherLike-MIB • IF-MIB • IP-FORWARD-MIB • IPv6-MIB • LAG-MIB • LLDP-EXT-DOT1-MIB • LLDP-EXT-DOT3-MIB • LLDP-MIB • NOTIFICATION-LOG-MIB • NQA-MIB • OSPF-TRAP-MIB • P-BRIDGE-MIB • Q-BRIDGE-MIB • RFC1213-MIB • RIPv2-MIB • RMON2-MIB • RMON-MIB • SAVI-MIB • SNMP-FRAMEWORK-MIB • SNMP-MPD-MIB • SNMP-NOTIFICATION-MIB • SNMP-TARGET-MIB • SNMP-USER-BASED-SM-MIB • SNMPv2-MIB • TCP-MIB • UDP-MIB
Huawei-proprietary MIB	<ul style="list-style-type: none"> • HUAWEI-AAA-MIB

Category	MIB
	<ul style="list-style-type: none"> • HUAWEI-ACL-MIB • HUAWEI-ALARM-MIB • HUAWEI-ALARM-RELIABILITY-MIB • HUAWEI-BASE-TRAP-MIB • HUAWEI-BRAS-RADIUS-MIB • HUAWEI-BRAS-SRVCFG-EAP-MIB • HUAWEI-BRAS-SRVCFG-STATICUSER-MIB • HUAWEI-CBQOS-MIB • HUAWEI-CDP-COMPLIANCE-MIB • HUAWEI-CONFIG-MAN-MIB • HUAWEI-CPU-MIB • HUAWEI-DAD-TRAP-MIB • HUAWEI-DC-MIB • HUAWEI-DATASYNC-MIB • HUAWEI-DEVICE-MIB • HUAWEI-DHCPR-MIB • HUAWEI-DHCP-MIB • HUAWEI-DHCP-SNOOPING-MIB • HUAWEI-DIE-MIB • HUAWEI-DNS-MIB • HUAWEI-DLDP-MIB • HUAWEI-ELMI-MIB • HUAWEI-ERPS-MIB • HUAWEI-ERRORDOWN-MIB • HUAWEI-ENERGYMNGT-MIB • HUAWEI-EASY-OPERATION-MIB • HUAWEI-ENTITY-EXTENT-MIB • HUAWEI-ENTITY-TRAP-MIB • HUAWEI-ETHARP-MIB • HUAWEI-ETHOAM-MIB • HUAWEI-FLASH-MAN-MIB • HUAWEI-FWD-RES-TRAP-MIB • HUAWEI-GARP-APP-MIB • HUAWEI-GTSM-MIB • HUAWEI-HGMP-MIB • HUAWEI-HWTACACS-MIB • HUAWEI-IF-EXT-MIB • HUAWEI-INFOCENTER-MIB • HUAWEI-IPPOOL-MIB • HUAWEI-IPV6-MIB • HUAWEI-ISOLATE-MIB • HUAWEI-L2IF-MIB • HUAWEI-L2MAM-MIB • HUAWEI-L2VLAN-MIB • HUAWEI_LDT-MIB

Category	MIB
	<ul style="list-style-type: none"> • HUAWEI-LLDP-MIB • HUAWEI-MAC-AUTHEN-MIB • HUAWEI-MEMORY-MIB • HUAWEI-MFF-MIB • HUAWEI-MFLP-MIB • HUAWEI-MSTP-MIB • HUAWEI-MULTICAST-MIB • HUAWEI-NAP-MIB • HUAWEI-NTPV3-MIB • HUAWEI-PERFORMANCE-MIB • HUAWEI-PORT-MIB • HUAWEI-PORTAL-MIB • HUAWEI-QINQ-MIB • HUAWEI-RIPv2-EXT-MIB • HUAWEI-RM-EXT-MIB • HUAWEI-RRPP-MIB • HUAWEI-SECURITY-MIB • HUAWEI-SEP-MIB • HUAWEI-SNMP-EXT-MIB • HUAWEI-SSH-MIB • HUAWEI-STACK-MIB • HUAWEI-SWITCH-L2MAM-EXT-MIB • HUAWEI-SWITCH-SRV-TRAP-MIB • HUAWEI-SYS-MAN-MIB • HUAWEI-TCP-MIB • HUAWEI-TFTPC-MIB • HUAWEI-TRNG-MIB • HUAWEI-XQOS-MIB

NOTE

For more information about MIBs supported by the CloudEngine S6730-H series, visit:
<https://support.huawei.com/enterprise/en/switches/s6700-pid-6691593?category=reference-guides>

Standards Compliance

The following table lists the standards that the CloudEngine S6730-H series complies with.

Standard Organization	Standard or Protocol
IETF	<ul style="list-style-type: none"> • RFC 768 User Datagram Protocol (UDP) • RFC 792 Internet Control Message Protocol (ICMP) • RFC 793 Transmission Control Protocol (TCP) • RFC 826 Ethernet Address Resolution Protocol (ARP) • RFC 854 Telnet Protocol Specification • RFC 951 Bootstrap Protocol (BOOTP) • RFC 959 File Transfer Protocol (FTP)

Standard Organization	Standard or Protocol
	<ul style="list-style-type: none"> • RFC 1058 Routing Information Protocol (RIP) • RFC 1112 Host extensions for IP multicasting • RFC 1157 A Simple Network Management Protocol (SNMP) • RFC 1256 ICMP Router Discovery • RFC 1305 Network Time Protocol Version 3 (NTP) • RFC 1349 Internet Protocol (IP) • RFC 1493 Definitions of Managed Objects for Bridges • RFC 1542 Clarifications and Extensions for the Bootstrap Protocol • RFC 1643 Ethernet Interface MIB • RFC 1757 Remote Network Monitoring (RMON) • RFC 1901 Introduction to Community-based SNMPv2 • RFC 1902-1907 SNMP v2 • RFC 1981 Path MTU Discovery for IP version 6 • RFC 2131 Dynamic Host Configuration Protocol (DHCP) • RFC 2328 OSPF Version 2 • RFC 2453 RIP Version 2 • RFC 2460 Internet Protocol, Version 6 Specification (IPv6) • RFC 2461 Neighbor Discovery for IP Version 6 (IPv6) • RFC 2462 IPv6 Stateless Address Auto configuration • RFC 2463 Internet Control Message Protocol for IPv6 (ICMPv6) • RFC 2474 Differentiated Services Field (DS Field) • RFC 2740 OSPF for IPv6 (OSPFv3) • RFC 2863 The Interfaces Group MIB • RFC 2597 Assured Forwarding PHB Group • RFC 2598 An Expedited Forwarding PHB • RFC 2571 SNMP Management Frameworks • RFC 2865 Remote Authentication Dial In User Service (RADIUS) • RFC 3046 DHCP Option82 • RFC 3376 Internet Group Management Protocol, Version 3 (IGMPv3) • RFC 3513 IP Version 6 Addressing Architecture • RFC 3579 RADIUS Support For EAP • RFC 4271 A Border Gateway Protocol 4 (BGP-4) • RFC 4760 Multiprotocol Extensions for BGP-4 • draft-grant-tacacs-02 TACACS+ • RFC 6241 Network Configuration Protocol (NETCONF) • RFC 6020 YANG - A Data Modeling Language for the Network Configuration Protocol (NETCONF)
IEEE	<ul style="list-style-type: none"> • IEEE 802.1D Media Access Control (MAC) Bridges • IEEE 802.1p Traffic Class Expediting and Dynamic Multicast Filtering • IEEE 802.1Q Virtual Bridged Local Area Networks • IEEE 802.1ad Provider Bridges • IEEE 802.2 Logical Link Control • IEEE Std 802.3 CSMA/CD • IEEE Std 802.3ab 1000BASE-T specification

Standard Organization	Standard or Protocol
	<ul style="list-style-type: none"> • IEEE Std 802.3ad Aggregation of Multiple Link Segments • IEEE Std 802.3ae 10GE WEN/LAN Standard • IEEE Std 802.3x Full Duplex and flow control • IEEE Std 802.3z Gigabit Ethernet Standard • IEEE 802.1ax/IEEE802.3ad Link Aggregation • IEEE 802.3ah Ethernet in the First Mile. • IEEE 802.1ag Connectivity Fault Management • IEEE 802.1ab Link Layer Discovery Protocol • IEEE 802.1D Spanning Tree Protocol • IEEE 802.1w Rapid Spanning Tree Protocol • IEEE 802.1s Multiple Spanning Tree Protocol • IEEE 802.1x Port based network access control protocol • IEEE 802.3az Automatic power adjustment on Ethernet interfaces
ITU	<ul style="list-style-type: none"> • ITU SG13 Y.17ethoam • ITU SG13 QoS control Ethernet-Based IP Access • ITU-T Y.1731 ETH OAM performance monitor
ISO	<ul style="list-style-type: none"> • ISO 10589 IS-IS Routing Protocol
MEF	<ul style="list-style-type: none"> • MEF 2 Requirements and Framework for Ethernet Service Protection • MEF 9 Abstract Test Suite for Ethernet Services at the UNI • MEF 10.2 Ethernet Services Attributes Phase 2 • MEF 11 UNI Requirements and Framework • MEF 13 UNI Type 1 Implementation Agreement • MEF 15 Requirements for Management of Metro Ethernet Phase 1 Network Elements • MEF 17 Service OAM Framework and Requirements • MEF 20 UNI Type 2 Implementation Agreement • MEF 23 Class of Service Phase 1 Implementation Agreement • Xmodem XMODEM/YMODEM Protocol Reference

NOTE

The listed standards and protocols are fully or partially supported by Huawei switches. For details, visit <http://e.huawei.com/en> or contact your local Huawei sales office.

Ordering Information

The following table lists ordering information of the CloudEngine S6730-H series.

Model	Product Description
CloudEngine S6730-H28Y4C	S6730-H28Y4C (28*25GE SFP28 ports, 4*100GE QSFP28 ports, without power module)
CloudEngine S6730-H24X4Y4C	S6730-H24X4Y4C (24*10GE SFP+ ports, 4*25GE SFP28 ports, 4*100GE QSFP28 ports, without power module)
PAC300S12-CL	300W AC power module
PDC260S12-DL	260W DC power module

License	Product Description
N1-S67H-M-Lic	S67XX-H Series Basic SW,Per Device
N1-S67H-M-SnS1Y	S67XX-H Series Basic SW,SnS,Per Device,1Year
L-VxLAN-S67	S67 Series, VxLAN License, Per Device
L-1AP-S67	S67 Series, Wireless Access Controller AP Resource License-1AP
N1-S67H-F-Lic	N1-CloudCampus,Foundation,S67XX-H Series,Per Device
N1-S67H-F-SnS	N1-CloudCampus,Foundation,S67XX-H Series,SnS,Per Device
N1-S67H-A-Lic	N1-CloudCampus,Advanced,S67XX-H Series,Per Device
N1-S67H-A-SnS	N1-CloudCampus,Advanced,S67XX-H Series,SnS,Per Device
N1-S67H-FToA-Lic	N1-Upgrade-Foundation to Advanced,S67XX-H,Per Device
N1-S67H-FToA-SnS	N1-Upgrade-Foundation to Advanced,S67XX-H,SnS,Per Device
N1-AM-30-Lic	N1-CloudCampus, Add-On Package, Access Management, Per 30 Endpoints
N1-AM-30-SnS1Y	N1-CloudCampus, Add-On Package, Access Management, Software Subscription and Support, Per 30 Endpoints, 1 Year
N1-EPNP-30-Lic	N1-CloudCampus, Add-On Package, Endpoints Plug and Play, Per 30 Endpoints
N1-EPNP-30-SnS1Y	N1-CloudCampus, Add-On Package, Endpoints Plug and Play, Software Subscription and Support, Per 30 Endpoints, 1 Year
N1-APP-X7FSwitch	N1-CloudCampus, Add-On Package, Intelligent Application Analysis, X7 Series Fixed Switch, Per Device
N1-APP-X7FSwitch-SnS1Y	N1-CloudCampus, Add-On Package, Intelligent Application Analysis, X7 Series Fixed Switch, Software Subscription and Support, Per Device, 1 Year

More Information


For more information about the Huawei Campus Switches, visit <http://e.huawei.com> or contact us in the following ways:

- Global service hotline: <http://e.huawei.com/en/service-hotline>
- Logging in to the Huawei Enterprise technical support website: <http://support.huawei.com/enterprise/>
- Sending an email to the customer service mailbox: support_e@huawei.com

Copyright © Huawei Technologies Co., Ltd. 2025. All rights reserved.

No part of this document may be reproduced or transmitted in any form or by any means without prior written consent of Huawei Technologies Co., Ltd.

Trademarks and Permissions

 HUAWEI and other Huawei trademarks are trademarks of Huawei Technologies Co., Ltd.

All other trademarks and trade names mentioned in this document are the property of their respective holders.

Notice

The purchased products, services and features are stipulated by the contract made between Huawei and the customer. All or part of the products, services and features described in this document may not be within the purchase scope or the usage scope. Unless otherwise specified in the contract, all statements, information, and recommendations in this document are provided "AS IS" without warranties, guarantees or representations of any kind, either express or implied.

The information in this document is subject to change without notice. Every effort has been made in the preparation of this document to ensure accuracy of the contents, but all statements, information, and recommendations in this document do not constitute a warranty of any kind, express or implied.

Huawei Technologies Co., Ltd.

Address:Huawei Industrial Base Bantian,
Longgang Shenzhen 518129 People's
Republic of China

Website:e.huawei.com

