

# Huawei CloudEngine S6730-H-V2 Series 10GE Switches Datasheet

Huawei CloudEngine S6730-H-V2 series 10GE switches are next-generation enterprise-class core and aggregation switches that provide 24/48-10GE downlink optical ports and 100GE uplink optical ports, and provide one extended slot.

## Introduction

Huawei CloudEngine S6730-H-V2 series switches are next-generation enterprise-class core and aggregation switches that offer high performance, high reliability, cloud management, and intelligent operations and maintenance (O&M). They are purpose-built with security, IoT, and cloud in mind. With these traits, CloudEngine S6730-H-V2 can be widely used in enterprise campuses, colleges/universities and other scenarios.

CloudEngine S6730-H-V2 switches offer 10GE, 40GE, and 100GE port types, flexibly adapting to diversified network bandwidth requirements. They also support cloud management and implement cloud-managed network services throughout the full lifecycle from planning, deployment, monitoring, experience visibility, and fault rectification, all the way to network optimization, greatly simplifying network management.



CloudEngine S6730-H-V2 support free mobility, enables consistent user experience no matter the user location or IP address, fully meeting enterprises' demands for mobile offices.



CloudEngine S6730-H-V2 switches support VXLAN to implement network virtualization, achieving multi-purpose networks and multi-network convergence for greatly improved network capacity and utilization. As such, CloudEngine S6730-H-V2 switches are an ideal choice for building next-generation IoT converged networks in terms of cost, flexibility, and scalability.

## Product Overview

### Models and Appearances

The following models are available in the CloudEngine S6730-H-V2 series.

Appearance	Description
 <p>CloudEngine S6730-H48X6C-V2 CloudEngine S6730-H48X6C-TV2**</p>	<ul style="list-style-type: none"> <li>48 x 1/10 Gig SFP+, 6 x 40/100 Gig QSFP28</li> <li>Dual pluggable power modules, 1+1 power backup</li> <li>Forwarding performance: 490 Mpps</li> <li>Switching capacity: 2.16Tbps/2.4Tbps*</li> </ul> <p><i>Note: All ports support 40GE by default. You can purchase right-to-use (RTU) licenses to upgrade the port rate from 40GE to 100GE</i></p>
 <p>CloudEngine S6730-H24X6C-V2</p>	<ul style="list-style-type: none"> <li>24 x 1/10 Gig SFP+, 6 x 40/100 Gig QSFP28</li> <li>Dual pluggable power modules, 1+1 power backup</li> <li>Forwarding performance: 490 Mpps</li> <li>Switching capacity: 1.68Tbps/2.4Tbps*</li> </ul>


Appearance	Description
CloudEngine S6730-H24X6C-TV2**	<i>Note: All ports support 40GE by default. You can purchase right-to-use (RTU) licenses to upgrade the port rate from 40GE to 100GE</i>
 CloudEngine S6730-H48X6CZ-V2 CloudEngine S6730-H48X6CZ-TV2**	<ul style="list-style-type: none"> <li>• 48 x 10 Gig SFP+, 6 x 40/100 Gig QSFP28</li> <li>• One extended slot</li> <li>• Dual pluggable power modules, 1+1 power backup</li> <li>• Forwarding performance: 490 Mpps</li> <li>• Switching capacity: 2.16Tbps/2.4Tbps*</li> </ul> <i>Note: All ports support 40GE by default. You can purchase right-to-use (RTU) licenses to upgrade the port rate from 40GE to 100GE</i>
 CloudEngine S6730-H28X6CZ-V2 CloudEngine S6730-H28X6CZ-TV2**	<ul style="list-style-type: none"> <li>• 28 x 10 Gig SFP+, 6 x 40/100 Gig QSFP28</li> <li>• One extended slot</li> <li>• Dual pluggable power modules, 1+1 power backup</li> <li>• Forwarding performance: 490 Mpps</li> <li>• Switching capacity: 1.76Tbps/2.4Tbps*</li> </ul> <i>Note: All ports support 40GE by default. You can purchase right-to-use (RTU) licenses to upgrade the port rate from 40GE to 100GE</i>

\*Note: The value before the slash (/) refers to the device's switching capability, while the value after the slash (/) means the system's switching capability.

\*\*Note: '-T' means Hardware Trust Module (HTM), support hardware root of trust and measurement startup.


## Fan Module




The following table lists the fan module on the CloudEngine S6730-H-V2 series.




Fan Module	Technical Specifications	Applied Switch Model
 FAN-031A-B	<ul style="list-style-type: none"> <li>• Dimensions (W x D x H): 40 mm x 100.3 mm x 40 mm</li> <li>• Number of fans: 1</li> <li>• Weight: 0.1 kg</li> <li>• Maximum power consumption: 21.6 W</li> <li>• Maximum fan speed: 24500±10% revolutions per minute (RPM)</li> <li>• Maximum wind rate: 31 cubic feet per minute (CFM)</li> <li>• Hot swap: Supported</li> </ul>	<ul style="list-style-type: none"> <li>• CloudEngine S6730-H48X6C-V2</li> <li>• CloudEngine S6730-H48X6C-TV2</li> <li>• CloudEngine S6730-H24X6C-V2</li> <li>• CloudEngine S6730-H24X6C-TV2</li> <li>• CloudEngine S6730-H48X6CZ-V2</li> <li>• CloudEngine S6730-H48X6CZ-TV2</li> <li>• CloudEngine S6730-H28X6CZ-V2</li> <li>• CloudEngine S6730-H28X6CZ-TV2</li> </ul>

## Power Supply

The following table lists the power supplies on the CloudEngine S6730-H-V2 series.

Power Module	Technical Specifications	Applied Switch Model
 PAC600S12-CB	<ul style="list-style-type: none"> <li>• Dimensions (H x W x D): 40 mm x 90 mm x 215 mm</li> <li>• Weight: 0.95 kg (2.09 lb)</li> <li>• Rated input voltage range:               <ul style="list-style-type: none"> <li>– 100 V AC to 240 V AC, 50/60 Hz</li> <li>– 240 V DC</li> </ul> </li> <li>• Maximum input voltage range:               <ul style="list-style-type: none"> <li>– 90 V AC to 290 V AC, 45 Hz to 65 Hz</li> </ul> </li> </ul>	<ul style="list-style-type: none"> <li>• CloudEngine S6730-H48X6C-V2</li> <li>• CloudEngine S6730-H24X6C-V2</li> <li>• CloudEngine S6730-H48X6C-TV2</li> <li>• CloudEngine S6730-H24X6C-TV2</li> </ul>

Power Module	Technical Specifications	Applied Switch Model
	<ul style="list-style-type: none"> <li>190 V DC to 290 V DC</li> <li>Maximum input current: <ul style="list-style-type: none"> <li>100 V AC to 240 V AC: 8 A</li> <li>240 V DC: 4 A</li> </ul> </li> <li>Maximum output current: 50 A</li> <li>Rated output voltage: 12 V</li> <li>Maximum output power: 600 W</li> <li>Hot swap: Supported</li> </ul>	
 PAC600S12-EB	<ul style="list-style-type: none"> <li>Dimensions (H x W x D): 40 mm x 90 mm x 215 mm</li> <li>Weight: 0.985 kg</li> <li>Rated input voltage range: <ul style="list-style-type: none"> <li>100 V AC to 240 V AC, 50/60 Hz</li> <li>240 V DC</li> </ul> </li> <li>Maximum input voltage range: <ul style="list-style-type: none"> <li>90 V AC to 290 V AC, 45 Hz to 65 Hz</li> <li>190 V DC to 290 V DC</li> </ul> </li> <li>Maximum input current: <ul style="list-style-type: none"> <li>100 V AC to 240 V AC: 8 A</li> <li>240 V DC: 4 A</li> </ul> </li> <li>Maximum output current: 50 A</li> <li>Rated output voltage: 12 V</li> <li>Maximum output power: 600 W</li> <li>Hot swap: Supported</li> </ul>	<ul style="list-style-type: none"> <li>CloudEngine S6730-H48X6C-V2</li> <li>CloudEngine S6730-H24X6C-V2</li> <li>CloudEngine S6730-H48X6C-TV2</li> <li>CloudEngine S6730-H24X6C-TV2</li> </ul>
 PAC600S12-DB	<ul style="list-style-type: none"> <li>Dimensions (H x W x D): 40 mm x 90 mm x 215 mm</li> <li>Weight: 0.95 kg</li> <li>Rated input voltage range: <ul style="list-style-type: none"> <li>100 V AC to 240 V AC, 50/60 Hz</li> <li>240 V DC</li> </ul> </li> <li>Maximum input voltage range: <ul style="list-style-type: none"> <li>90 V AC to 290 V AC, 45 Hz to 65 Hz</li> <li>190 V DC to 290 V DC</li> </ul> </li> <li>Maximum input current: <ul style="list-style-type: none"> <li>100 V AC to 240 V AC: 8 A</li> <li>240 V DC: 4 A</li> </ul> </li> <li>Maximum output current: 50 A</li> <li>Rated output voltage: 12 V</li> <li>Maximum output power: 600 W</li> <li>Hot swap: Supported</li> </ul>	<ul style="list-style-type: none"> <li>CloudEngine S6730-H48X6C-V2</li> <li>CloudEngine S6730-H24X6C-V2</li> <li>CloudEngine S6730-H48X6C-TV2</li> <li>CloudEngine S6730-H24X6C-TV2</li> </ul>
 PDC1000S12-DB	<ul style="list-style-type: none"> <li>Dimensions (H x W x D): 40 mm x 90 mm x 215 mm</li> <li>Weight: 1.02 kg (2.25 lb)</li> <li>Rated input voltage range: -48 V DC to -60 V DC</li> <li>Maximum input voltage range: -38.4 V DC to -72 V DC</li> <li>Maximum input current: 30 A</li> <li>Maximum output current: 83.3 A</li> </ul>	<ul style="list-style-type: none"> <li>CloudEngine S6730-H48X6C-V2</li> <li>CloudEngine S6730-H24X6C-V2</li> <li>CloudEngine S6730-H48X6C-TV2</li> <li>CloudEngine S6730-H24X6C-TV2</li> </ul>

Power Module	Technical Specifications	Applied Switch Model
	<ul style="list-style-type: none"> <li>Maximum output power: 1000 W</li> <li>Hot swap: Supported</li> </ul>	
 <p>PAC600S12-PB</p>	<ul style="list-style-type: none"> <li>Dimensions (H x W x D): 40 mm x 66 mm x 215 mm (1.6 in. x 2.6 in. x 8.5 in.)</li> <li>Weight: 1 kg (2.2 lb)</li> <li>Rated input voltage range: <ul style="list-style-type: none"> <li>100 V AC to 240 V AC, 50/60 Hz</li> <li>240 V DC</li> </ul> </li> <li>Maximum input voltage range: <ul style="list-style-type: none"> <li>90 V AC to 290 V AC, 45 Hz to 65 Hz</li> <li>190 V DC to 290 V DC</li> </ul> </li> <li>Maximum input current: <ul style="list-style-type: none"> <li>100 V AC to 240 V AC: 8 A</li> <li>240 V DC: 4 A</li> </ul> </li> <li>Maximum output current: 50 A</li> <li>Rated output voltage: 12 V</li> <li>Maximum output power: 600 W</li> <li>Hot swap: Supported</li> </ul>	<ul style="list-style-type: none"> <li>CloudEngine S6730-H48X6CZ-V2</li> <li>CloudEngine S6730-H48X6CZ-TV2</li> <li>CloudEngine S6730-H28X6CZ-V2</li> <li>CloudEngine S6730-H28X6CZ-TV2</li> </ul>
 <p>PAC1K2S12-PB</p>	<ul style="list-style-type: none"> <li>Dimensions (H x W x D): 39.6 mm x 66 mm x 215 mm</li> <li>Weight: 0.84 kg</li> <li>Rated input voltage range: <ul style="list-style-type: none"> <li>200V AC ~ 240V AC; 50/60Hz</li> <li>100V AC ~ 130V AC; 50/60Hz</li> <li>240V DC</li> </ul> </li> <li>Maximum input voltage range: <ul style="list-style-type: none"> <li>AC: 90V AC ~ 290V AC; 45Hz ~ 65Hz</li> <li>HVDC: 190V DC ~ 290V DC</li> </ul> </li> <li>Maximum input current: <ul style="list-style-type: none"> <li>100V AC ~ 130V AC: 10A</li> <li>200V AC ~ 240V AC: 8A</li> <li>240V DC: 8A</li> </ul> </li> <li>Maximum output current: 100 A</li> <li>Maximum output power: 1200 W</li> <li>Hot swap: Supported</li> </ul>	<ul style="list-style-type: none"> <li>CloudEngine S6730-H48X6CZ-V2</li> <li>CloudEngine S6730-H48X6CZ-TV2</li> <li>CloudEngine S6730-H28X6CZ-V2</li> <li>CloudEngine S6730-H28X6CZ-TV2</li> </ul>
 <p>PDC1K2S12-CE</p>	<ul style="list-style-type: none"> <li>Dimensions (H x W x D): 40 mm x 66 mm x 215 mm (1.6 in. x 2.6 in. x 8.5 in.)</li> <li>Weight: 1.5 kg (3.31 lb)</li> <li>Rated input voltage range: -48 V DC to -60 V DC</li> <li>Maximum input voltage range: -38.4 V DC to -72 V DC</li> <li>Maximum input current: 38 A</li> <li>Maximum output current: 83.3 A</li> <li>Maximum output power: 1200 W</li> <li>Hot swap: Supported</li> </ul>	<ul style="list-style-type: none"> <li>CloudEngine S6730-H48X6CZ-V2</li> <li>CloudEngine S6730-H48X6CZ-TV2</li> <li>CloudEngine S6730-H28X6CZ-V2</li> <li>CloudEngine S6730-H28X6CZ-TV2</li> </ul>

The S6730-H-V2 uses pluggable power modules. It can be configured with a single power module or double power modules for 1+1 power redundancy.

## Product Features and Highlights

### Enabling Networks to be More Agile for Services

- Built-in high-speed and flexible processor chips, with their flexible packet processing and traffic control capabilities, CloudEngine S6730-H-V2 series switches are close to services, meeting current and future challenges, and helping customers build scalable networks.
- CloudEngine S6730-H-V2 series switches support fully customizing the forwarding mode, forwarding behavior, and search algorithm of traffic. New services are implemented through microcode programming. Customers do not need to replace new hardware and new services can be rolled out within six months.
- CloudEngine S6730-H-V2 series switches provide open interfaces and user-defined forwarding processes to meet customized service requirements of enterprises. Enterprises can use multi-layer open interfaces to develop new protocols and functions independently. They can also hand over their requirements to vendors and jointly develop them to build an enterprise-dedicated campus network.

### Delivering Abundant Services More Agilely

- With the unified user management function, the CloudEngine S6730-H-V2 series switches authenticates both wired and wireless users, ensuring a consistent user experience no matter whether they are connected to the network through wired or wireless access devices. The unified user management function supports various authentication methods, including 802.1x, MAC address, and is capable of managing users based on user groups, domains, and time ranges. These functions visualize user and service management and boost the transformation from device-centric management to user experience-centric management.
- The CloudEngine S6730-H-V2 series switches provide excellent quality of service (QoS) capabilities and supports queue scheduling and congestion control algorithms. Additionally, it adopts innovative priority queuing and multi-level scheduling mechanisms to implement fine-grained scheduling of data flows, meeting service quality requirements of different user terminals and services.

### Fine-Grained Network Management and Visualized Fault Diagnosis

- In-situ Flow Information Telemetry (IFIT) is an in-band Operations, Administration, and Maintenance (OAM) measurement technology that uses service packets to measure real performance indicators of an IP network, such as the packet loss rate and delay. IFIT can significantly improve the timeliness and effectiveness of network O&M, thereby promoting the development of intelligent O&M.
- Three IFIT modes are available: application-level quality measurement, tunnel-level quality measurement, and native-IP IFIT measurement. Currently, CloudEngine S6730-H-V2 series switches support native-IP IFIT measurement only. By providing in-band measurement capabilities, CloudEngine S6730-H-V2 series switches can monitor indicators such as the delay and packet loss rate of service flows in real time. CloudEngine S6730-H-V2 series switches also offer visualized O&M capabilities to centrally manage and control networks and graphically display performance data. Designed with IFIT capabilities featuring high measurement precision and easy deployment, CloudEngine S6730-H-V2 series switches are ideal for constructing an intelligent O&M system and stand out with future-proof scalability.

### Flexible Ethernet Networking

- In addition to traditional Spanning Tree Protocol (STP), Rapid Spanning Tree Protocol (RSTP), and Multiple Spanning Tree Protocol (MSTP), the CloudEngine S6730-H-V2 series switches support Huawei-developed Smart Ethernet Protection (SEP) technology and the latest Ethernet Ring Protection Switching (ERPS) standard. SEP is a ring protection protocol specific to the Ethernet link layer, and applies to various ring network topologies, such as open ring topology, closed ring topology, and cascading ring topology. This protocol is reliable, easy to maintain, and implements fast service switching within 50 ms. ERPS is defined in ITU-T G.8032. It implements millisecond-level protection switching based on traditional Ethernet MAC and bridging functions.
- CloudEngine S6730-H-V2 series switches support Smart Link and Virtual Router Redundancy Protocol (VRRP), which implement backup of uplinks. One CloudEngine S6730-H-V2 series switches can connect to multiple core switches through multiple links, significantly improving reliability of aggregation devices.

### Mature IPv6 Features

- The CloudEngine S6730-H-V2 series switches are developed based on the mature, stable VRP and supports IPv4/IPv6 dual stacks, IPv6 routing protocols (RIPng, OSPFv3, BGP4+, and IS-IS for IPv6). With these IPv6 features, the CloudEngine S6730-H-V2 can be deployed on a pure IPv4 network, a pure IPv6 network, or a shared IPv4/IPv6 network, helping achieve IPv4-to-IPv6 transition.

## Intelligent Stack (iStack)

- CloudEngine S6730-H-V2 series switches support the iStack function that combines multiple switches into a logical switch. Member switches in a stack implement redundancy backup to improve device reliability and use inter-device link aggregation to improve link reliability. iStack provides high network scalability. You can increase a stack's ports, bandwidth, and processing capability by simply adding member switches. iStack also simplifies device configuration and management. After a stack is set up, multiple physical switches can be virtualized into one logical device. You can log in to any member switch in the stack to manage all the member switches in it.

## VXLAN Features

- VXLAN is used to construct a Unified Virtual Fabric (UVF). As such, multiple service networks or tenant networks can be deployed on the same physical network, and service and tenant networks are isolated from each other. This capability truly achieves 'one network for multiple purposes'. The resulting benefits include enabling data transmission of different services or customers, reducing the network construction costs, and improving network resource utilization.
- This series switches are VXLAN-capable and allow centralized and distributed VXLAN gateway deployment modes. These switches also support the BGP EVPN protocol for dynamically establishing VXLAN tunnels and can be configured using NETCONF/YANG.

## Link Layer Security

- CloudEngine S6730-H28X6CZ-V2/S6730-H28X6CZ-TV2/S6730-H48X6CZ-V2/S6730-H48X6CZ-TV2 models support MACsec. MACsec protects transmitted Ethernet data frames through identity authentication, data encryption, integrity check, and anti-replay protection, reducing the risks of information leakage and malicious network attacks. With MACsec, these switch models are able to address strict information security requirements of customers in industries such as government and finance.

## Intelligent O&M

- This series switches provides telemetry technology to collect device data in real time and send the data to Huawei campus network analyzer(iMaster NCE-CampusInsight). The CampusInsight analyzes network data based on the intelligent fault identification algorithm, accurately displays the real-time network status, effectively demarcates and locates faults in a timely manner, and identifies network problems that affect user experience, accurately guaranteeing user experience.

## Intelligent Upgrade

- Switches support the intelligent upgrade feature. Specifically, switches obtain the version upgrade path and download the newest version for upgrade from the Huawei Online Upgrade Platform (HOUP). The entire upgrade process is highly automated and achieves one-click upgrade. In addition, preloading the version is supported, which greatly shortens the upgrade time and service interruption time.
- The intelligent upgrade feature greatly simplifies device upgrade operations and makes it possible for the customer to upgrade the version independently. This greatly reduces the customer's maintenance costs. In addition, the upgrade policies on the HOUP platform standardize the upgrade operations, which greatly reduces the risk of upgrade failures.

## Cloud-based Management

- The Huawei cloud management platform allows users to configure, monitor, and inspect switches on the cloud, reducing on-site deployment and O&M manpower costs and decreasing network OPEX.

## Open Programmability System(OPS)

- Open Programmability System (OPS) is an open programmable system based on the Python language. IT administrators can program the O&M functions of a switch through Python scripts to quickly innovate functions and implement intelligent O&M.

# Product Specifications

The following table describes the functions and features available on the CloudEngine S6730-H-V2 series.

## Functions and Features

Category	Service Features
User management	Unified user management

Category	Service Features
	802.1X authentication
	MAC authentication
	Traffic- and duration-based accounting
	User authorization based on user groups, domains, and time ranges
MAC	Automatic MAC address learning and aging
	384K MAC entries (MAX)
	Static, dynamic, and blackhole MAC address entries
	Source MAC address filtering
	MAC address learning limiting based on ports and VLANs
VLAN	4K VLANs simultaneously
	4K VLANif interface simultaneously
	Access mode, Trunk mode and Hybrid mode
	Default VLAN
	Private VLAN
	QinQ and enhanced selective QinQ
	VLAN Stacking
	Dynamic VLAN assignment based on MAC addresses
	LNP, VCMP and GVRP, GARP
ARP	ARP Snooping
DHCP	DHCPv4 Client, DHCPv4 Relay, DHCPv4 Server, DHCPv4 Snooping
	DHCPv6 Client, DHCPv6 Relay, DHCPv6 Server, DHCPv6 Snooping
IP routing	IPv4 dynamic routing protocols such as RIP v1/v2, OSPF v1/v2, IS-IS, and BGP
	IPv6 dynamic routing protocols such as RIPng, OSPFv3, ISISv6, and BGP4+
	Routing Policy, Policy-Based Routing
	VRF
	Up to 256K FIBv4 entries (MAX)
	Up to 80K FIBv6 entries (MAX)
Segment Routing	SRv6 BE (L3 EVPN)
	BGP EVPN
Multicast	IGMPv1/v2/v3 and IGMP v1/v2/v3 Snooping
	PIM-DM, PIM-SM, and PIM-SSM
	Fast-leave mechanism
	Multicast traffic control
	Multicast querier

Category	Service Features
	Multicast protocol packet suppression
MPLS	MPLS-LDP
	MPLS-L3VPN
	MPLS Qos
	MPLS TE
VPN	MPLS BGP VPN, VPWS, VPLS, GRE
VXLAN	Centralized gateway
	Distributed gateway
	BGP-EVPN
	16K VXLAN Tunnels:
QoS	Traffic classification based on Layer 2 headers, Layer 3 protocols(IP), Layer 4 protocols(TCP/UDP), and 802.1p priority
	Actions such as ACL, Committed Access Rate (CAR), re-marking, and scheduling
	Queuing algorithms, such as PQ, DRR, WDRR, and PQ+DRR, PQ+WDRR
	Congestion avoidance mechanisms such as WRED and tail drop
	Traffic shaping
	8 queues on each interface
	Network Slicing
Native-IP IFIT(iPCA 2.0)	Marks the real service packets to obtain real-time count of dropped packets and packet loss ratio
	The statistical period can be modified
	Two-way frame delay measurement
Ethernet loop protection	STP (IEEE 802.1d), RSTP (IEEE 802.1w), and MSTP (IEEE 802.1s).
	VLAN-based Spanning Tree (VBST)
	BPDU protection, root protection, and loop protection
	G.8032 Ethernet Ring Protection Switching (ERPS)
Reliability	M-LAG
	Service interface-based stacking
	Maximum number of stacked devices
	Stack bandwidth (Bidirectional)
	Link Aggregation Control Protocol (LACP) and E-Trunk
	Virtual Router Redundancy Protocol (VRRP) and Bidirectional Forwarding Detection (BFD) for VRRP
	BFD for BGP/IS-IS/OSPF/static routes
	Eth-OAM 802.1ag(CFM)
	Smartlink
	LLDP, LLDP-MED



Category	Service Features
System management	Console terminal service
	Telnet/IPv6 Telnet terminal service
	SSH v1.5
	SSH v2.0
	SNMP v1/v2c/v3
	FTP, TFTP, SFTP
	sFlow
	BootROM upgrade and remote in-service upgrade
	Hot patch
	User operation logs
	Open Programmability System (OPS)
	Streaming Telemetry
	JSON/XML/GPB encoding
	CRUD(create, read, update, and delete) Operations
	1588v2
Security and management	NAC
	Port security
	RADIUS and HWTACACS authentication for login users
	MACsec-256 (IEEE 802.1ae)*
	Management by Command Line Interface(CLI)
	Command line authority control based on user levels, preventing unauthorized users from using command configurations
	Defense against DoS attacks, Transmission Control Protocol (TCP) SYN Flood attacks, User Datagram Protocol (UDP) Flood attacks, broadcast storms, and heavy traffic attacks
	IPv6 RA Guard
	CPU hardware queues to implement hierarchical scheduling and protection for protocol packets on the control plane
	Remote Network Monitoring (RMON)
	Secure boot
	Netstream
	Port mirroring
	Dynamic ARP Inspection
	IP Source Guard
	Auto MDI and MDI-X
Wireless management (integrated WLAN AC):	Hot backup for devices with integrated WLAN AC functionality in cluster mode
	2.4G & 5G load balancing

Category	Service Features
Basic WLAN services	5G-prior access
Wireless management (integrated WLAN AC): AP management	Total number of managed APs: 1K
	An IPv4 network between an AP and a WLAN AC
	AP blacklist
	AP whitelist
	Sets the AP access control mode
	AP configuration and management
	AP LLDP topology awareness
Wireless management (integrated WLAN AC): Wireless user management	User roaming within a WLAN AC
	AP-based user location
	802.1X authentication
	MAC address authentication
	Portal authentication
Wireless management (integrated WLAN AC): CAPWAP	Direct data forwarding on L2/L3 networks
	Tunnel-based data forwarding on L2/L3 networks
	CAPWAP tunnel encryption
Wireless management (integrated WLAN AC): RF management	802.11a/b/g/n
	802.11ac wave1/wave2
	802.11ax
	Sets RF interference monitoring and avoidance
	Detects co-channel interference, adjacent interference, and interference from other devices and STAs
	Automatically selects channels and power when APs go online
	Dynamic power and channel optimization
Wireless management (integrated WLAN AC): WLAN QoS	Rate limiting of upstream and downstream traffic on the air interface based on the VAP
	Rate limiting of upstream and downstream traffic on the air interface based on users
	CAR for WLAN users

## NOTE

Only CloudEngine S6730-H28X6CZ-V2/S6730-H28X6CZ-TV2/S6730-H48X6CZ-V2/S6730-H48X6CZ-TV2 models support MACsec.

## Hardware Specifications

The following table lists hardware specifications of the CloudEngine S6730-H-V2 series.

Item		CloudEngine S6730-H48X6CZ-V2 CloudEngine S6730-H48X6CZ-TV2	CloudEngine S6730-H28X6CZ-V2 CloudEngine S6730-H28X6CZ-TV2
Physical specifications	Dimensions (H x W x D)	43.6 mm x 442.0 mm x 420.0 mm (1.72 in. x 17.4 in. x 16.5 in.)	43.6 mm x 442.0 mm x 420.0 mm (1.72 in. x 17.4 in. x 16.5 in.)

Item		CloudEngine S6730-H48X6CZ-V2 CloudEngine S6730-H48X6CZ-TV2	CloudEngine S6730-H28X6CZ-V2 CloudEngine S6730-H28X6CZ-TV2
	Chassis height	1 U	1 U
	Chassis weight (full configuration weight, including weight of packaging materials)	7.48 Kg(16.49 lb)	7.06 Kg(15.56 lb)
Fixed port	GE port	48	28
	10GE port	48	28
	25GE port	-	-
	40GE port	6	6
	100GE port	6 (RTU upgrade)	6 (RTU upgrade)
Extended slot		One extended slot, support 2 x 40GE and 8 x 25/10GE cards	
Management port	ETH management port	Supported	Supported
	Console port (RJ45)	Supported	Supported
	USB port	USB 2.0	USB 2.0
CPU	Frequency	1.4 GHz	1.4 GHz
	Cores	4	4
Memory	Memory (RAM)	4GB	4GB
	Flash	Hardware: 2 GB	Hardware: 2 GB
Power supply system	Power supply type	<ul style="list-style-type: none"> <li>600 W AC (pluggable)</li> <li>1200 W AC (pluggable)</li> <li>1200 W DC (pluggable)</li> </ul>	<ul style="list-style-type: none"> <li>600 W AC (pluggable)</li> <li>1200 W AC (pluggable)</li> <li>1200 W DC (pluggable)</li> </ul>
	Rated voltage range	<ul style="list-style-type: none"> <li>AC input: 100 V AC to 240 V AC, 50/60 Hz</li> <li>High-Voltage DC input: 240 V DC</li> <li>DC input: -48 V DC to -60 V DC</li> </ul>	<ul style="list-style-type: none"> <li>AC input: 100 V AC to 240 V AC, 50/60 Hz</li> <li>High-Voltage DC input: 240 V DC</li> <li>DC input: -48 V DC to -60 V DC</li> </ul>
	Maximum voltage range	<ul style="list-style-type: none"> <li>AC input: 90 V AC to 290 V AC, 45 Hz to 65 Hz</li> <li>High-Voltage DC input: 190 V DC to 290 V DC</li> <li>DC input: -38.4 V DC to -72 V DC</li> </ul>	<ul style="list-style-type: none"> <li>AC input: 90 V AC to 290 V AC, 45 Hz to 65 Hz</li> <li>High-Voltage DC input: 190 V DC to 290 V DC</li> <li>DC input: -38.4 V DC to -72 V DC</li> </ul>
	Maximum input current	<ul style="list-style-type: none"> <li>AC 600W: 8A</li> <li>DC 1000W: 38A</li> </ul>	<ul style="list-style-type: none"> <li>AC 600W: 8A</li> <li>DC 1000W: 38A</li> </ul>
	Typical power consumption (30% of traffic load, tested according to ATIS standard)	234 W	203 W
	Maximum power consumption (100% throughput, full speed of fans)	327 W	263 W
Heat dissipation	Heat dissipation mode	Air-cooled heat dissipation and	Air-cooled heat dissipation and

Item		CloudEngine S6730-H48X6CZ-V2 CloudEngine S6730-H48X6CZ-TV2	CloudEngine S6730-H28X6CZ-V2 CloudEngine S6730-H28X6CZ-TV2
system		intelligent fan speed adjustment	intelligent fan speed adjustment
	Number of fan modules	3, Fan modules are pluggable and support redundancy	3, Fan modules are pluggable and support redundancy
	Airflow	Air flows in from the front side and exhausts from the rear panel	Air flows in from the front side and exhausts from the rear panel
Environment parameters	Long-term operating temperature	<ul style="list-style-type: none"> <li>0-1800 m: -5°C to 45°C</li> <li>1800-5000 m: The operating temperature decreases 1°C for every 220 m increase in altitude.</li> </ul>	<ul style="list-style-type: none"> <li>0-1800 m: -5°C to 45°C</li> <li>1800-5000 m: The operating temperature decreases 1°C for every 220 m increase in altitude.</li> </ul>
	Storage temperature	-40°C to +70°C	-40°C to +70°C
	Relative humidity	5% to 95%, noncondensing	5% to 95%, noncondensing
	Operating altitude	0-5000 m	0-5000 m
	Acoustics (LpA) maximum	39.72 dB(A)	39.72 dB(A)
	Acoustics (LwA) maximum	5.34B	5.34B
	Surge protection specification (power port)	<ul style="list-style-type: none"> <li>Using AC power modules: ±6 kV in differential mode, ±6 kV in common mode</li> <li>Using DC power modules: ±2 kV in differential mode, ±4 kV in common mode</li> </ul>	<ul style="list-style-type: none"> <li>Using AC power modules: ±6 kV in differential mode, ±6 kV in common mode</li> <li>Using DC power modules: ±2 kV in differential mode, ±4 kV in common mode</li> </ul>
Reliability	MTBF (year) <sup>2</sup>	48.99	52.24
	MTTR (hour)	0.5	0.5
	Availability	> 0.99999	> 0.99999
Certification		<ul style="list-style-type: none"> <li>EMC certification</li> <li>Safety certification</li> <li>Manufacturing certification</li> </ul> <b>NOTE</b> For details about certifications, see the section Safety and Regulatory Compliance.	<ul style="list-style-type: none"> <li>EMC certification</li> <li>Safety certification</li> <li>Manufacturing certification</li> </ul> <b>NOTE</b> For details about certifications, see the section Safety and Regulatory Compliance.

Item		CloudEngine S6730-H24X6C-V2 CloudEngine S6730-H24X6C-TV2	CloudEngine S6730-H48X6C-V2 CloudEngine S6730-H48X6C-TV2
Physical specifications	Dimensions (H x W x D)	43.6 mm x 442.0 mm x 420.0 mm (1.72 in. x 17.4 in. x 16.5 in.)	43.6 mm x 442.0 mm x 420.0 mm (1.72 in. x 17.4 in. x 16.5 in.)
	Chassis height	1 U	1 U
	Chassis weight (full configuration weight, including weight of packaging materials)	8.9 kg (19.62 lb)	9.2 kg (20.28 lb)
Fixed port	GE port	24(GE and 10GE auto-sensing)	48(GE and 10GE auto-sensing)

Item		CloudEngine S6730-H24X6C-V2 CloudEngine S6730-H24X6C-TV2	CloudEngine S6730-H48X6C-V2 CloudEngine S6730-H48X6C-TV2
	10GE port	24	48
	25GE port	-	-
	40GE port	6	6
	100GE port	6 (RTU upgrade)	6 (RTU upgrade)
Extended slot		NA	
Management port	ETH management port	Supported	Supported
	Console port (RJ45)	Supported	Supported
	USB port	USB 2.0	USB 2.0
CPU	Frequency	1.4 GHz	1.4 GHz
	Cores	4	4
Memory	Memory (RAM)	4GB	4GB
	Flash	Hardware: 2 GB	Hardware: 2 GB
Power supply system	Power supply type	<ul style="list-style-type: none"> <li>600 W AC (pluggable)</li> <li>1000 W DC (pluggable)</li> </ul>	<ul style="list-style-type: none"> <li>600 W AC (pluggable)</li> <li>1000 W DC (pluggable)</li> </ul>
	Rated voltage range	<ul style="list-style-type: none"> <li>AC input: 100 V AC to 240 V AC, 50/60 Hz</li> <li>High-Voltage DC input: 240 V DC</li> <li>DC input: -48 V DC to -60 V DC</li> </ul>	<ul style="list-style-type: none"> <li>AC input: 100 V AC to 240 V AC, 50/60 Hz</li> <li>High-Voltage DC input: 240 V DC</li> <li>DC input: -48 V DC to -60 V DC</li> </ul>
	Maximum voltage range	<ul style="list-style-type: none"> <li>AC input: 90 V AC to 290 V AC, 45 Hz to 65 Hz</li> <li>High-Voltage DC input: 190 V DC to 290 V DC</li> <li>DC input: -38.4 V DC to -72 V DC</li> </ul>	<ul style="list-style-type: none"> <li>AC input: 90 V AC to 290 V AC, 45 Hz to 65 Hz</li> <li>High-Voltage DC input: 190 V DC to 290 V DC</li> <li>DC input: -38.4 V DC to -72 V DC</li> </ul>
	Maximum input current	<ul style="list-style-type: none"> <li>AC 600W: 8A</li> <li>DC 1000W: 30A</li> </ul>	<ul style="list-style-type: none"> <li>AC 600W: 8A</li> <li>DC 1000W: 30A</li> </ul>
	Typical power consumption (30% of traffic load, tested according to ATIS standard)	149 W	165 W
	Maximum power consumption (100% throughput, full speed of fans)	254 W	291 W
Heat dissipation system	Heat dissipation mode	Air-cooled heat dissipation and intelligent fan speed adjustment	Air-cooled heat dissipation and intelligent fan speed adjustment
	Number of fan modules	4, Fan modules are pluggable	4, Fan modules are pluggable
	Airflow	Air flows in from the front side and exhausts from the rear panel	Air flows in from the front side and exhausts from the rear panel
Environment parameters	Long-term operating temperature	<ul style="list-style-type: none"> <li>0-1800 m: -5°C to 45°C</li> <li>1800-5000 m: The operating temperature decreases 1°C for</li> </ul>	<ul style="list-style-type: none"> <li>0-1800 m: -5°C to 45°C</li> <li>1800-5000 m: The operating temperature decreases 1°C for</li> </ul>

Item		CloudEngine S6730-H24X6C-V2 CloudEngine S6730-H24X6C-TV2	CloudEngine S6730-H48X6C-V2 CloudEngine S6730-H48X6C-TV2
		every 220 m increase in altitude.	every 220 m increase in altitude.
	Storage temperature	-40°C to +70°C	-40°C to +70°C
	Relative humidity	5% to 95%, noncondensing	5% to 95%, noncondensing
	Operating altitude	0-5000 m	0-5000 m
	Acoustics (LpA) maximum	52 dB(A)	52 dB(A)
	Acoustics (LwA) maximum	6.5B	6.5B
	Surge protection specification (power port)	<ul style="list-style-type: none"> <li>Using AC power modules: ±6 kV in differential mode, ±6 kV in common mode</li> <li>Using DC power modules: ±2 kV in differential mode, ±4 kV in common mode</li> </ul>	<ul style="list-style-type: none"> <li>Using AC power modules: ±6 kV in differential mode, ±6 kV in common mode</li> <li>Using DC power modules: ±2 kV in differential mode, ±4 kV in common mode</li> </ul>
Reliability	MTBF (year) <sup>2</sup>	62.27	56.87
	MTTR (hour)	0.5	0.5
	Availability	> 0.99999	> 0.99999
Certification		<ul style="list-style-type: none"> <li>EMC certification</li> <li>Safety certification</li> <li>Manufacturing certification</li> </ul> <b>NOTE</b> For details about certifications, see the section Safety and Regulatory Compliance.	<ul style="list-style-type: none"> <li>EMC certification</li> <li>Safety certification</li> <li>Manufacturing certification</li> </ul> <b>NOTE</b> For details about certifications, see the section Safety and Regulatory Compliance.

## NOTE

1: The power consumption under different load conditions is calculated according to the ATIS standard. Additionally.

2: The reliability parameter values are calculated based on the typical configuration of the device. The parameter values vary according to the modules configured by the customer.

# Licensing

## Licensing

This series switches supports both the traditional feature-based licensing mode and the latest Huawei IDN One Software (N1 mode for short) licensing mode. The N1 mode is ideal for deploying Huawei CloudCampus Solution in the on-premises scenario, as it greatly enhances the customer experiences in purchasing and upgrading software services with simplicity.

### Software Package Features in N1 Mode

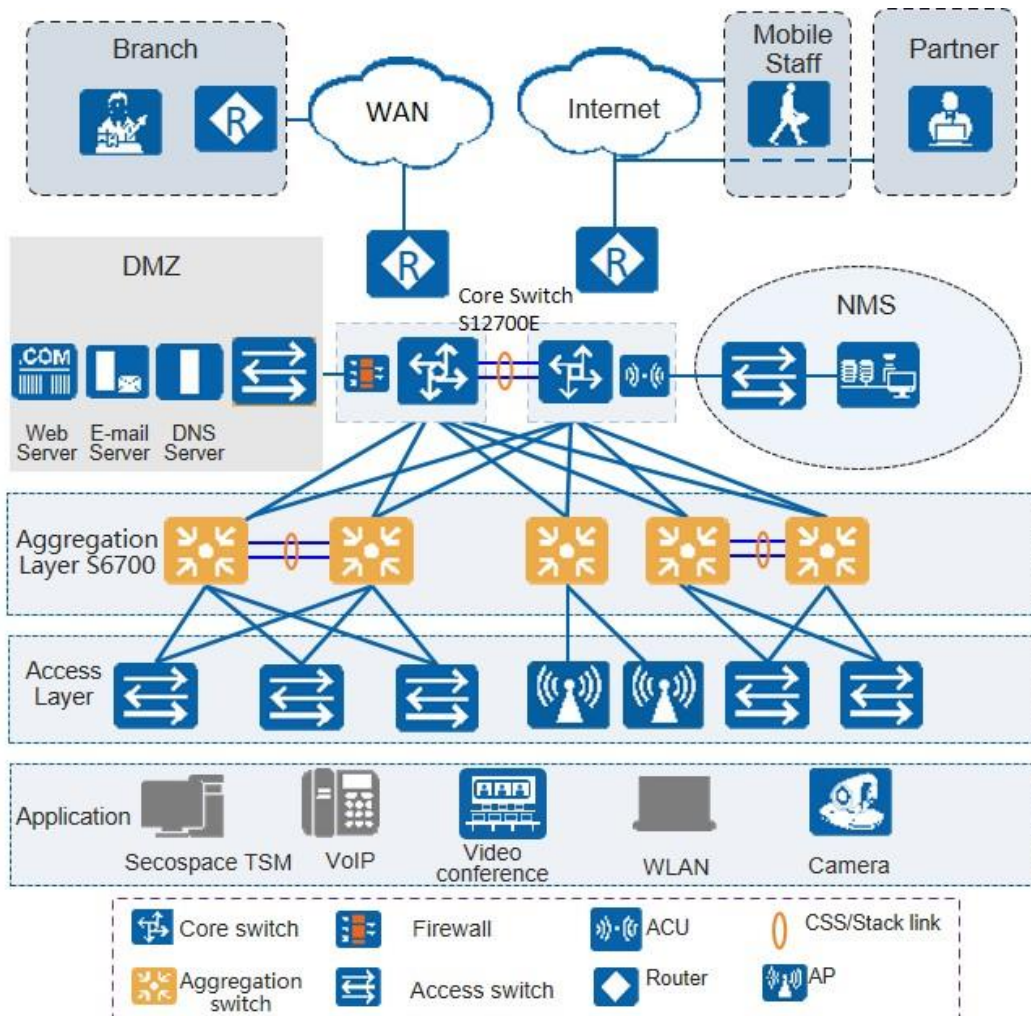
Switch Functions	N1 Basic Software	N1 Foundation Software Package	N1 Advanced Software Package
<b>Basic network functions:</b> Layer 2 functions, IPv4, IPv6, and others Note: For details, see the Service Features	√	√	√

Switch Functions	N1 Basic Software	N1 Foundation Software Package	N1 Advanced Software Package
<b>Basic network automation based on the iMaster NCE-Campus:</b> <ul style="list-style-type: none"> <li>NE management: Device management, topology management and discovery</li> <li>User access authentication</li> </ul>	×	√	√
<b>Advanced network automation and intelligent O&amp;M:</b> VXLAN, Free Mobility, IPCA, CampusInsight basic functions	×	×	√

## Networking and Applications

### Large-scale Enterprise Campus Network

CloudEngine S6730-H-V2 series switches can be deployed at the aggregation layer of a large-scale enterprise campus network, creating a highly reliable, scalable, and manageable enterprise campus network.



# Product Accessories

## Optical Modules and Fibers

### 10GE SFP+ ports support optical modules and cables

- GE optical module
- GE-CWDM optical module
- GE-DWDM optical module
- GE copper module
- 10GE SFP+ optical module (OSXD22N00 not supported)
- 10GE-CWDM optical module
- 10GE-DWDM optical module
- 1 m, 3 m, 5 m, and 10 m SFP+ high-speed copper cables
- 3 m and 10 m SFP+ AOC cables
- 0.5 m and 1.5 m SFP+ dedicated stack cables (supported by the last 16 SFP+ ports and used only for zero-configuration stacking)

### 25GE SFP28 ports support optical modules and cables

- GE eSFP optical module
- GE SFP optical module
- GE-CWDM optical module
- GE-DWDM optical module
- 10GE SFP+ optical module (OSXD22N00 not supported)
- 10GE-CWDM optical module
- 10GE-DWDM optical module
- 25GE SFP28 optical module
- 1 m, 3 m, 5 m, and 10 m SFP+ high-speed cables
- 3 m and 10 m SFP+ AOC cables
- 1 m, 3 m, 5 m SFP28 high-speed cables
- 3 m, 5 m, 7 m, and 10 m SFP28 AOC cables

### 40GE/100GE QSFP28 ports support optical modules and cables

- QSFP+ optical module
- QSFP28 optical module
- 1 m, 3 m, and 5 m QSFP+ to QSFP+ high-speed copper cables
- 10 m QSFP+ to QSFP+ AOC cable
- 1 m QSFP28 to QSFP28 high-speed copper cable
- 10 m QSFP28 to QSFP28 AOC cable

## Stack Cables

The CloudEngine S6730-H-V2 Series switches support service port stacking. The applicable stack cables are as follows:

Port Supporting Stacking	Stack Cable	Rate of a Single Port
10GE ports on the front panel	<ul style="list-style-type: none"><li>● 1 m, 3 m, and 5 m SFP+ passive high-speed cables</li><li>● 10 m SFP+ active high-speed copper cables</li><li>● 3 m and 10 m AOC cables</li><li>● 10GE SFP+ optical module and optical fiber</li></ul>	10 Gbit/s



Port Supporting Stacking	Stack Cable	Rate of a Single Port
	<ul style="list-style-type: none"> <li>0.5 m and 1.5 m SFP+ dedicated stack cable</li> </ul>	
40GE/100GE ports on the front panel	<ul style="list-style-type: none"> <li>1 m QSFP28 high-speed copper cables</li> <li>10 m QSFP28 AOC cables</li> <li>QSFP28 optical module and optical fiber</li> </ul>	100Gbit/s

## Safety and Regulatory Compliance

The following table lists the safety and regulatory compliance of the CloudEngine S6730-H-V2.

Certification Category	Description
Safety	<ul style="list-style-type: none"> <li>IEC 60950-1 and all country deviations</li> <li>EN 60950-1</li> <li>UL 60950-1</li> <li>CAN/CSA 22.2 No.60950-1</li> <li>GB 4943</li> </ul>
Electromagnetic Compatibility (EMC)	<ul style="list-style-type: none"> <li>EMI</li> <li>FCC CFR47 Part 15 Class A</li> <li>EN55022 Class A</li> <li>CISPR 22 Class A</li> <li>EN61000-3-2/IEC-1000-3-2, Power line harmonics</li> <li>EN61000-4-3/IEC-1000-4-3, Radiated immunity</li> <li>EN61000-4-2/IEC-1000-4-2, ESD</li> <li>EN61000-4-4/IEC-1000-4-4, EFT</li> <li>EN61000-4-5/IEC-1000-4-5, Surge Signal Port</li> <li>EN61000-4-6/IEC-1000-4-6, Low frequency conducted immunity</li> <li>EN61000-4-11/IEC-1000-4-11, Voltage dips and sags</li> <li>EN61000-4-29/IEC61000-4-29, Voltage dips and sags</li> <li>EMC Directive 89/336/EEC</li> <li>EMC Directive 2004/108/EC</li> <li>VCCI V-3 Class A</li> <li>ICES-003 Class A</li> <li>AS/NZS CISPR 22 Class A</li> <li>CNS 13438 Class A</li> <li>GB9254 Class A</li> </ul>

### NOTE

- EMC: electromagnetic compatibility
- CISPR: International Special Committee on Radio Interference
- EN: European Standard
- ETSI: European Telecommunications Standards Institute
- CFR: Code of Federal Regulations
- FCC: Federal Communication Commission
- IEC: International Electrotechnical Commission
- AS/NZS: Australian/New Zealand Standard

- VCCI: Voluntary Control Council for Interference
- UL: Underwriters Laboratories
- CSA: Canadian Standards Association
- IEEE: Institute of Electrical and Electronics Engineers

## MIB and Standards Compliance

### Supported MIBs

Category	MIB
Public MIB	<ul style="list-style-type: none"> <li>• BRIDGE-MIB</li> <li>• DISMAN-NSLOOKUP-MIB</li> <li>• DISMAN-PING-MIB</li> <li>• DISMAN-TRACEROUTE-MIB</li> <li>• ENTITY-MIB</li> <li>• EtherLike-MIB</li> <li>• IF-MIB</li> <li>• IP-FORWARD-MIB</li> <li>• IPv6-MIB</li> <li>• LAG-MIB</li> <li>• LLDP-EXT-DOT1-MIB</li> <li>• LLDP-EXT-DOT3-MIB</li> <li>• LLDP-MIB</li> <li>• NOTIFICATION-LOG-MIB</li> <li>• NQA-MIB</li> <li>• OSPF-TRAP-MIB</li> <li>• P-BRIDGE-MIB</li> <li>• Q-BRIDGE-MIB</li> <li>• RFC1213-MIB</li> <li>• RIPv2-MIB</li> <li>• RMON2-MIB</li> <li>• RMON-MIB</li> <li>• SAVI-MIB</li> <li>• SNMP-FRAMEWORK-MIB</li> <li>• SNMP-MPD-MIB</li> <li>• SNMP-NOTIFICATION-MIB</li> <li>• SNMP-TARGET-MIB</li> <li>• SNMP-USER-BASED-SM-MIB</li> <li>• SNMPv2-MIB</li> <li>• SNMPv3-MIB</li> <li>• TCP-MIB</li> <li>• UDP-MIB</li> </ul>
Huawei-proprietary MIB	<ul style="list-style-type: none"> <li>• HUAWEI-AAA-MIB</li> <li>• HUAWEI-ACL-MIB</li> <li>• HUAWEI-ALARM-MIB</li> </ul>

Category	MIB
	<ul style="list-style-type: none"> <li>• HUAWEI-ALARM-RELIABILITY-MIB</li> <li>• HUAWEI-BASE-TRAP-MIB</li> <li>• HUAWEI-BRAS-RADIUS-MIB</li> <li>• HUAWEI-BRAS-SRVCFG-EAP-MIB</li> <li>• HUAWEI-BRAS-SRVCFG-STATICUSER-MIB</li> <li>• HUAWEI-CBQOS-MIB</li> <li>• HUAWEI-CDP-COMPLIANCE-MIB</li> <li>• HUAWEI-CONFIG-MAN-MIB</li> <li>• HUAWEI-CPU-MIB</li> <li>• HUAWEI-DAD-TRAP-MIB</li> <li>• HUAWEI-DC-MIB</li> <li>• HUAWEI-DATASYNC-MIB</li> <li>• HUAWEI-DEVICE-MIB</li> <li>• HUAWEI-DHCPR-MIB</li> <li>• HUAWEI-DHCPS-MIB</li> <li>• HUAWEI-DHCP-SNOOPING-MIB</li> <li>• HUAWEI-DIE-MIB</li> <li>• HUAWEI-DNS-MIB</li> <li>• HUAWEI-DLDP-MIB</li> <li>• HUAWEI-ELMI-MIB</li> <li>• HUAWEI-ERPS-MIB</li> <li>• HUAWEI-ERRORDOWN-MIB</li> <li>• HUAWEI-ENERGYMNGT-MIB</li> <li>• HUAWEI-EASY-OPERATION-MIB</li> <li>• HUAWEI-ENTITY-EXTENT-MIB</li> <li>• HUAWEI-ENTITY-TRAP-MIB</li> <li>• HUAWEI-ETHARP-MIB</li> <li>• HUAWEI-ETHOAM-MIB</li> <li>• HUAWEI-FLASH-MAN-MIB</li> <li>• HUAWEI-FWD-RES-TRAP-MIB</li> <li>• HUAWEI-GARP-APP-MIB</li> <li>• HUAWEI-GTSM-MIB</li> <li>• HUAWEI-HGMP-MIB</li> <li>• HUAWEI-HWTACACS-MIB</li> <li>• HUAWEI-IF-EXT-MIB</li> <li>• HUAWEI-INFOCENTER-MIB</li> <li>• HUAWEI-IPPOOL-MIB</li> <li>• HUAWEI-IPV6-MIB</li> <li>• HUAWEI-ISOLATE-MIB</li> <li>• HUAWEI-L2IF-MIB</li> <li>• HUAWEI-L2MAM-MIB</li> <li>• HUAWEI-L2VLAN-MIB</li> <li>• HUAWEI_LDT-MIB</li> <li>• HUAWEI-LLDP-MIB</li> <li>• HUAWEI-MAC-AUTHEN-MIB</li> </ul>

Category	MIB
	<ul style="list-style-type: none"> <li>• HUAWEI-MEMORY-MIB</li> <li>• HUAWEI-MFF-MIB</li> <li>• HUAWEI-MFLP-MIB</li> <li>• HUAWEI-MSTP-MIB</li> <li>• HUAWEI-MULTICAST-MIB</li> <li>• HUAWEI-NAP-MIB</li> <li>• HUAWEI-NTPV3-MIB</li> <li>• HUAWEI-PERFORMANCE-MIB</li> <li>• HUAWEI-PORT-MIB</li> <li>• HUAWEI-PORTAL-MIB</li> <li>• HUAWEI-QINQ-MIB</li> <li>• HUAWEI-RIPv2-EXT-MIB</li> <li>• HUAWEI-RM-EXT-MIB</li> <li>• HUAWEI-RRPP-MIB</li> <li>• HUAWEI-SECURITY-MIB</li> <li>• HUAWEI-SEP-MIB</li> <li>• HUAWEI-SNMP-EXT-MIB</li> <li>• HUAWEI-SSH-MIB</li> <li>• HUAWEI-STACK-MIB</li> <li>• HUAWEI-SWITCH-L2MAM-EXT-MIB</li> <li>• HUAWEI-SWITCH-SRV-TRAP-MIB</li> <li>• HUAWEI-SYS-MAN-MIB</li> <li>• HUAWEI-TCP-MIB</li> <li>• HUAWEI-TFTPC-MIB</li> <li>• HUAWEI-TRNG-MIB</li> <li>• HUAWEI-XQOS-MIB</li> </ul>

## NOTE

For more information about MIBs supported by the CloudEngine S6730-H-V2 series, visit:  
<https://support.huawei.com/enterprise/en/switches/s6700-pid-6691593?category=reference-guides>

## Standards Compliance

The following table lists the standards that the CloudEngine S6730-H-V2 series complies with.

Standard Organization	Standard or Protocol
IETF	<ul style="list-style-type: none"> <li>• RFC 768 User Datagram Protocol (UDP)</li> <li>• RFC 792 Internet Control Message Protocol (ICMP)</li> <li>• RFC 793 Transmission Control Protocol (TCP)</li> <li>• RFC 826 Ethernet Address Resolution Protocol (ARP)</li> <li>• RFC 854 Telnet Protocol Specification</li> <li>• RFC 951 Bootstrap Protocol (BOOTP)</li> <li>• RFC 959 File Transfer Protocol (FTP)</li> <li>• RFC 1058 Routing Information Protocol (RIP)</li> <li>• RFC 1112 Host extensions for IP multicasting</li> </ul>

Standard Organization	Standard or Protocol
	<ul style="list-style-type: none"> <li>• RFC 1157 A Simple Network Management Protocol (SNMP)</li> <li>• RFC 1256 ICMP Router Discovery</li> <li>• RFC 1305 Network Time Protocol Version 3 (NTP)</li> <li>• RFC 5905 Network Time Protocol Version 4 (NTP)</li> <li>• RFC 1349 Internet Protocol (IP)</li> <li>• RFC 1493 Definitions of Managed Objects for Bridges</li> <li>• RFC 1542 Clarifications and Extensions for the Bootstrap Protocol</li> <li>• RFC 1643 Ethernet Interface MIB</li> <li>• RFC 1757 Remote Network Monitoring (RMON)</li> <li>• RFC 1901 Introduction to Community-based SNMPv2</li> <li>• RFC 1902-1907 SNMP v2</li> <li>• RFC 2574 SNMP v3</li> <li>• RFC 1981 Path MTU Discovery for IP version 6</li> <li>• RFC 2131 Dynamic Host Configuration Protocol (DHCP)</li> <li>• RFC 2328 OSPF Version 2</li> <li>• RFC 2453 RIP Version 2</li> <li>• RFC 2460 Internet Protocol, Version 6 Specification (IPv6)</li> <li>• RFC 2461 Neighbor Discovery for IP Version 6 (IPv6)</li> <li>• RFC 2462 IPv6 Stateless Address Auto configuration</li> <li>• RFC 2463 Internet Control Message Protocol for IPv6 (ICMPv6)</li> <li>• RFC 2474 Differentiated Services Field (DS Field)</li> <li>• RFC 2740 OSPF for IPv6 (OSPFv3)</li> <li>• RFC 2863 The Interfaces Group MIB</li> <li>• RFC 2597 Assured Forwarding PHB Group</li> <li>• RFC 2598 An Expedited Forwarding PHB</li> <li>• RFC 2571 SNMP Management Frameworks</li> <li>• RFC 2865 Remote Authentication Dial In User Service (RADIUS)</li> <li>• RFC 3046 DHCP Option82/Relay</li> <li>• RFC 3376 Internet Group Management Protocol, Version 3 (IGMPv3)</li> <li>• RFC 3513 IP Version 6 Addressing Architecture</li> <li>• RFC 3579 RADIUS Support For EAP</li> <li>• RFC 4271 A Border Gateway Protocol 4 (BGP-4)</li> <li>• RFC 4760 Multiprotocol Extensions for BGP-4</li> <li>• draft-grant-tacacs-02 TACACS+</li> <li>• RFC 6241 Network Configuration Protocol (NETCONF)</li> <li>• RFC 6020 YANG - A Data Modeling Language for the Network Configuration Protocol (NETCONF)</li> <li>• RFC 6242 - Using the NETCONF Protocol over Secure Shell (SSH)</li> <li>• RFC 6244 - An Architecture for Network Management Using NETCONF and YANG</li> </ul>
IEEE	<ul style="list-style-type: none"> <li>• IEEE 802.1D Media Access Control (MAC) Bridges</li> <li>• IEEE 802.1p Traffic Class Expediting and Dynamic Multicast Filtering</li> <li>• IEEE 802.1Q Virtual Bridged Local Area Networks</li> <li>• IEEE 802.1ad Provider Bridges</li> <li>• IEEE 802.2 Logical Link Control</li> </ul>

Standard Organization	Standard or Protocol
	<ul style="list-style-type: none"> <li>• IEEE Std 802.3 CSMA/CD</li> <li>• IEEE Std 802.3ab 1000BASE-T specification</li> <li>• IEEE Std 802.3ad Aggregation of Multiple Link Segments</li> <li>• IEEE Std 802.3ae 10GE WEN/LAN Standard</li> <li>• IEEE Std 802.3x Full Duplex and flow control</li> <li>• IEEE Std 802.3z Gigabit Ethernet Standard</li> <li>• IEEE Std 802.3u Fast Ethernet Standard</li> <li>• IEEE 802.1ax/IEEE802.3ad Link Aggregation</li> <li>• IEEE 802.3ah Ethernet in the First Mile.</li> <li>• IEEE 802.1ag Connectivity Fault Management</li> <li>• IEEE 802.1ab Link Layer Discovery Protocol</li> <li>• IEEE 802.1D Spanning Tree Protocol</li> <li>• IEEE 802.1w Rapid Spanning Tree Protocol</li> <li>• IEEE 802.1s Multiple Spanning Tree Protocol</li> <li>• IEEE 802.1x Port based network access control protocol</li> <li>• IEEE 802.3ba 40Gbit/s and 100Gbit/s Ethernet Standard</li> <li>• IEEE 802.3ac VLAN tagging</li> <li>• IEEE 802.3ax Link Aggregation Task Force</li> </ul>
ITU	<ul style="list-style-type: none"> <li>• ITU SG13 Y.17ethoam</li> <li>• ITU SG13 QoS control Ethernet-Based IP Access</li> <li>• ITU-T Y.1731 ETH OAM performance monitor</li> </ul>
ISO	<ul style="list-style-type: none"> <li>• ISO 10589 IS-IS Routing Protocol</li> </ul>
MEF	<ul style="list-style-type: none"> <li>• MEF 2 Requirements and Framework for Ethernet Service Protection</li> <li>• MEF 9 Abstract Test Suite for Ethernet Services at the UNI</li> <li>• MEF 10.2 Ethernet Services Attributes Phase 2</li> <li>• MEF 11 UNI Requirements and Framework</li> <li>• MEF 13 UNI Type 1 Implementation Agreement</li> <li>• MEF 15 Requirements for Management of Metro Ethernet Phase 1 Network Elements</li> <li>• MEF 17 Service OAM Framework and Requirements</li> <li>• MEF 20 UNI Type 2 Implementation Agreement</li> <li>• MEF 23 Class of Service Phase 1 Implementation Agreement</li> <li>• Xmodem XMODEM/YMODEM Protocol Reference</li> </ul>

#### NOTE

The listed standards and protocols are fully or partially supported by Huawei switches. For details, visit <http://e.huawei.com/en> or contact your local Huawei sales office.

## Ordering Information

The following table lists ordering information of the CloudEngine S6730-H-V2 series.

Model	Product Description
CloudEngine S6730-	CloudEngine S6730-H48X6C-V2 bundle (48*10GE SFP+ ports, 6*100GE QSFP28 ports, with license,

Model	Product Description
H48X6CZ-V2	1*expansion slot, without power module)
CloudEngine S6730-H48X6C-V2	CloudEngine S6730-H48X6C-V2 (48*10GE SFP+ ports, 6*40GE QSFP ports, optional license for upgrade to 6*100GE QSFP28 ports, 1*expansion slot, without power module)
CloudEngine S6730-H48X6C-TV2	CloudEngine S6730-H48X6C-TV2 bundle (48*10GE SFP+ ports, 6*100GE QSFP28 ports, with license, 1*expansion slot, HTM, without power module)
CloudEngine S6730-H48X6C-TV2	CloudEngine S6730-H48X6C-TV2 (48*10GE SFP+ ports, 6*40GE QSFP ports, optional license for upgrade to 6*100GE QSFP28 ports, 1*expansion slot, HTM, without power module)
CloudEngine S6730-H28X6C-V2	CloudEngine S6730-H28X6C-V2 bundle (28*10GE SFP+ ports, 6*100GE QSFP28 ports, with license, 1*expansion slot, without power module)
CloudEngine S6730-H28X6C-V2	CloudEngine S6730-H28X6C-V2 (28*10GE SFP+ ports, 6*40GE QSFP28 ports, optional license for upgrade to 6*100GE QSFP28 ports, 1*expansion slot, without power module)
CloudEngine S6730-H28X6C-TV2	CloudEngine S6730-H28X6C-TV2 bundle (28*10GE SFP+ ports, 6*100GE QSFP28 ports, with license, 1*expansion slot, HTM, without power module)
CloudEngine S6730-H28X6C-TV2	CloudEngine S6730-H28X6C-TV2 (28*10GE SFP+ ports, 6*40GE QSFP ports, optional license for upgrade to 6*100GE QSFP28 ports, 1*expansion slot, HTM, without power module)
CloudEngine S6730-H48X6C-V2	CloudEngine S6730-H48X6C-V2 (48*10GE SFP+ ports, 6*40GE QSFP28 ports, optional license for upgrade to 6*100GE QSFP28, without power module)
CloudEngine S6730-H24X6C-V2	CloudEngine S6730-H24X6C-V2(24*10GE SFP+ ports, 6*40GE QSFP28 ports, optional license for upgrade to 6*100GE QSFP28, without power module)
CloudEngine S6730-H48X6C-TV2	CloudEngine S6730-H48X6C-TV2 (48*10GE SFP+ ports, 6*40GE QSFP28 ports, optional license for upgrade to 6*100GE QSFP28,HTM,without power module)
CloudEngine S6730-H24X6C-TV2	CloudEngine S6730-H24X6C-TV2(24*10GE SFP+ ports, 6*40GE QSFP28 ports, optional license for upgrade to 6*100GE QSFP28,HTM,without power module)
PAC600S12-CB	600W AC power module (for S6730-H48X6C-V2/TV2 & S6730-H24X6C-V2/TV2 series models)
PAC600S12-EB	600W AC power module (for S6730-H48X6C-V2/TV2 & S6730-H24X6C-V2/TV2 series models)
PAC600S12-DB	600W AC power module (for S6730-H48X6C-V2/TV2 & S6730-H24X6C-V2/TV2 series models)
PDC1000S12-DB	1000W DC power module (for S6730-H48X6C-V2/TV2 & S6730-H24X6C-V2/TV2 series models)
PAC600S12-PB	600W AC power module (for S6730-H48X6CZ-V2/TV2 & S6730-H28X6CZ-V2/TV2 series models)
PAC1K2S12-PB	1200W AC power module (for S6730-H48X6CZ-V2/TV2 & S6730-H28X6CZ-V2/TV2 series models)
PDC1K2S12-CE	1200W DC power module (for S6730-H48X6CZ-V2/TV2 & S6730-H28X6CZ-V2/TV2 series models)
FAN-031A-B	Fan Module

License	Product Description
L-100GEUPG-S67H	S67XX-H Series,40GE to 100GE Electronic RTU License,Per Device
L-MLIC-S67H	S67XX-H Series Basic SW,Per Device
N1-S67H-M-Lic	S67XX-H Series Basic SW,Per Device
N1-S67H-M-SnS1Y	S67XX-H Series Basic SW,SnS,Per Device,1Year
N1-S67H-F-Lic	N1-CloudCampus,Foundation,S67XX-H Series,Per Device
N1-S67H-F-SnS	N1-CloudCampus,Foundation,S67XX-H Series,SnS,Per Device

License	Product Description
N1-S67H-A-Lic	N1-CloudCampus,Advanced,S67XX-H Series,Per Device
N1-S67H-A-SnS	N1-CloudCampus,Advanced,S67XX-H Series,SnS,Per Device
N1-S67H-FToA-Lic	N1-Upgrade-Foundation to Advanced,S67XX-H,Per Device
N1-S67H-FToA-SnS	N1-Upgrade-Foundation to Advanced,S67XX-H,SnS,Per Device

## More Information


For more information about the Huawei Campus Switches, visit <http://e.huawei.com> or contact us in the following ways:

- Global service hotline: <http://e.huawei.com/en/service-hotline>
- Logging in to the Huawei Enterprise technical support website: <http://support.huawei.com/enterprise/>
- Sending an email to the customer service mailbox: [support\\_e@huawei.com](mailto:support_e@huawei.com)

Copyright © Huawei Technologies Co., Ltd. 2025. All rights reserved.

No part of this document may be reproduced or transmitted in any form or by any means without prior written consent of Huawei Technologies Co., Ltd.

### Trademarks and Permissions

 HUAWEI and other Huawei trademarks are trademarks of Huawei Technologies Co., Ltd.

All other trademarks and trade names mentioned in this document are the property of their respective holders.

### Notice

The purchased products, services and features are stipulated by the contract made between Huawei and the customer. All or part of the products, services and features described in this document may not be within the purchase scope or the usage scope. Unless otherwise specified in the contract, all statements, information, and recommendations in this document are provided "AS IS" without warranties, guarantees or representations of any kind, either express or implied.

The information in this document is subject to change without notice. Every effort has been made in the preparation of this document to ensure accuracy of the contents, but all statements, information, and recommendations in this document do not constitute a warranty of any kind, express or implied.

### Huawei Technologies Co., Ltd.

Address: Huawei Industrial Base Bantian,  
Longgang Shenzhen 518129 People's  
Republic of China

Website: [e.huawei.com](http://e.huawei.com)